

PORCELAINTILES  
OUTDOOR20MM  
**GENERAL**TILES  
**CATALOGUE**V1  
**2023**ECOLIFE  
STYLEMARBLE  
STONEANTISLIP  
VIKER7MM  
NATURALWALL  
CONCRETEREC  
TIFIEDCOLOUR  
FLOOR  
TILES  
IN&OUTSERIE

**rocersa**

**rocersa**

**CATÁLOGO GENERAL 2023**  
GENERAL CATALOGUE 2023



# Sobre nosotros

*About us*

ES

Somos una empresa cerámica de referencia internacional con más de cuarenta años de experiencia. Con sede en L'Alcora (Castellón), Rocersa fabrica y distribuye en todo el mundo, más de 10 millones de metros cuadrados al año.

Nuestra pasión por la innovación nos ha permitido ser una de las primeras empresas en desarrollar porcelánico de 20mm, siendo un referente mundial.

Nuestro trabajo está estrechamente ligado a la arquitectura, el hábitat y la sociedad. Fruto de nuestra pasión por el trabajo, realizamos una constante investigación que analiza las últimas propuestas arquitectónicas, los sistemas constructivos y las nuevas tendencias en decoración y moda. Nuestras colecciones responden a las exigencias técnicas y estéticas de un sector en constante evolución que demanda soluciones integrales, es por ello que desde Rocersa se apuesta por la unificación de los espacios ofreciendo sus colecciones en 20mm para espacios de exterior combinado con el espesor de 10mm para continuar en el interior de la vivienda, consiguiendo el concepto In&Out. Actualmente se incorpora a la gama de revestimiento una ampliación de formatos de porosa y porcelánico en 10 y 7 mm (Viker) de espesor que refuerza esta propuesta integral.

UK

We are a world-leading ceramic tile company with over 40 years of experience. With our headquarters in L'Alcora (Castellón), Rocersa manufactures and distributes over 10 million square metres of tiles around the world every year.

Our passion for innovation allowed us to become one of the first companies to develop 20 mm porcelain tiles, making us a global market leader.

Our work is closely linked to architecture, the home and society. Due to our passion for our work, we continuously conduct research, analysing the latest architectural designs and construction systems and the latest trends in decoration and fashion. Our collections meet the technical and aesthetic requirements of an ever-changing sector that requires comprehensive solutions. For this reason, Rocersa unifies spaces by offering 20 mm tiles for outdoor spaces in our collections; these are combined with 10 mm pieces to continue inside the home, fulfilling the In & Out concept. Our range of tiles has now been extended to include 7 mm and 10 mm-thick porous and porcelain formats (Viker), further enhancing this comprehensive selection.

FR

Nous sommes une entreprise internationale de premier plan dans le domaine de la céramique, avec plus de quarante années d'expérience. Basée à L'Alcora (Castellón), Rocersa fabrique et distribue plus de 10 millions de mètres carrés par an dans le monde entier.

Notre passion pour l'innovation nous a permis d'être l'une des premières entreprises à développer du grès cérame de 20 mm, et de devenir ainsi une référence mondiale.

Notre travail est étroitement lié à l'architecture, à l'habitat et à la société. Notre passion pour notre travail nous amène à effectuer des recherches constantes pour analyser les dernières propositions architecturales, les systèmes de construction et les nouvelles tendances en matière de décoration et de mode. Nos collections répondent aux exigences techniques et esthétiques d'un secteur en constante évolution, qui demande des solutions intégrales. C'est pourquoi Rocersa s'engage à unifier les espaces. Pour cela, nous proposons des collections en 20 mm pour les espaces extérieurs combinées à une épaisseur de 10 mm à l'intérieur de l'habitation, aboutissant ainsi au concept In&Out. La gamme de revêtements a été élargie pour proposer des formats de céramique poreuse et de grès cérame en 10 et 7 mm d'épaisseur (Viker), afin de renforcer cette proposition intégrale.

DE

Wir sind ein Unternehmen im Bereich der Steinzeugfertigung mit internationaler Ausrichtung und über 40 Jahren Erfahrung. Mit Geschäftssitz in L'Alcora (Castellón) fertigt und vertreibt Rocersa jedes Jahr weltweit mehr als 10 Millionen Quadratmeter.

Dank unserer Leidenschaft für Innovation sind wir zu einem der weltweit führenden Unternehmen bei der Entwicklung von Steinzeug mit 20 mm Stärke geworden.

Unsere Tätigkeit ist eng mit der Architektur, dem Lebensraum und der Gesellschaft verknüpft. Unsere leidenschaftliche Arbeit basiert auf konstanter Forschung, bei der wir die neuesten Entwicklungen in Architektur, Konstruktionssystemen und die neuen Tendenzen in Dekoration und Mode untersuchen. Unsere Sortimente erfüllen die technischen und ästhetischen Anforderungen einer Branche, die sich konstant weiterentwickelt und umfassende Lösungen verlangt, deshalb setzen wir bei Rocersa auf die Vereinheitlichung der Räume und bieten Sortimente mit 20 mm Stärke für Außenbereiche in Kombination mit 10 mm Stärke, um den Stil im Innenbereich der Wohnung fortzusetzen, dadurch schaffen wir unser Konzept des In&Out. Derzeit erweitern wir unsere Serie an Bodenbelägen um Porenkeramik und Steinzeug mit 10 und 7 mm (Viker), eine Stärke, die unser umfassendes Angebot noch weiter stärkt.



ES

En ROCERSA apostamos por la necesidad de incorporar a nuestras actividades un compromiso permanente de respeto y protección del medioambiente, dirigiendo el esfuerzo a conseguir que nuestros procesos y productos sean cada día más sostenibles. Nos comprometemos con el cumplimiento de la legislación medioambiental aplicable a los ámbitos europeo, nacional, autonómico, regional y local.

Nuestro compromiso permanente nos lleva a identificar y evaluar los impactos medioambientales derivados de nuestras actividades y productos, con el objeto de reducirlos adoptando una planificación y unos procedimientos de gestión medioambiental sostenibles.

UK

At ROCERSA we are committed to the need to incorporate into our activities a permanent compromise to respect and protect the environment, directing our efforts towards making our processes and products more sustainable every day. We are responsible for complying with the environmental legislation applicable at European, national, regional and local levels.

Our permanent dedication leads us to identify and evaluate the environmental impacts derived from our activities and products, with the aim of reducing them by adopting sustainable environmental management planning and procedures.

FR

Chez ROCERSA, nous sommes convaincus de la nécessité d'incorporer dans nos activités un engagement permanent de respect et de protection de l'environnement, en orientant nos efforts pour que nos processus et nos produits soient chaque jour plus durables. Nous nous engageons à respecter la législation environnementale applicable au niveau européen, national, autonome, régional et local.

Notre engagement permanent nous amène à identifier et à évaluer les impacts environnementaux dérivés de nos activités et de nos produits, dans le but de les réduire en adoptant des plans et des procédures de gestion environnementale durable.

DE

Die ROCERSA hat sich der Notwendigkeit verschrieben, in ihre Aktivitäten eine ständige Verpflichtung zur Achtung und zum Schutz der Umwelt einzubauen, in dem sie ihre Bemühungen darauf ausrichtet, ihre Prozesse und Produkte jeden Tag nachhaltiger zu gestalten. Wir verpflichten uns, die auf europäischer, nationaler, regionaler und lokaler Ebene geltenden Umweltvorschriften einzuhalten.

Unser ständiges Engagement veranlasst uns, die von unseren Tätigkeiten und Produkten ausgehenden Umweltauswirkungen zu ermitteln und zu bewerten, mit dem Ziel, sie durch die Einführung von Planungen und Verfahren für ein nachhaltiges Umweltmanagement zu verringern.



## ECONOMÍA CIRCULAR

CIRCULAR ECONOMY | ÉCONOMIE CIRCULAIRE | KREISLAUFWIRTSCHAFT



### · Reciclamos para minimizar el consumo de recursos naturales.

· Recycling to minimise the consumption of natural resources.

· Recyclage pour minimiser la consommation de ressources naturelles.

· Recycling zur Minimierung des Verbrauchs von natürlichen Ressourcen.



### · Somos vertido cero

· We are zero landfill.

· Nous sommes zéro déchet.

· Wir sind null-abfluss



### · Alta eficiencia energética

· High energy efficiency

· Grande efficacité énergétique.

· Hohe Energieeffizienz



### · Nuestros proyectos de sostenibilidad.

· Our sustainability projects.

· Nos projets de développement durable.

· Unsere Nachhaltigkeitsprojekte.



### · Certificaciones, ecoetiquetas y cumplimiento de requisitos legales.

· Certifications, ecolabels and compliance with legal requirements.

· Certifications, ecolabels et conformité aux exigences légales.

· Zertifizierungen, Umweltzeichen und Einhaltung gesetzlicher Vorschriften.



### · Proyecto futuro.

· Future project.

· Projet futur.

· Zukunftsprojekt.

## ECOETIQUETAS

ECOLABELS | ÉCOLABELS | UMWELTZEICHEN







# OUTDOOR20

ES

Nuestro trabajo está estrechamente ligado a la arquitectura, el hábitat y la sociedad. Fruto de nuestra pasión por el trabajo realizamos una constante investigación que analiza los últimas propuestas arquitectónicas, los sistemas constructivos y las nuevas tendencias en decoración y moda.

Desarrollamos gamas extensas, amplitud de formatos y colores, en OUTDOOR20 que ofrecen al proyectista múltiples opciones de colocación. Las últimas tendencias en suelos busca crear una sensación homogénea de orden y continuidad visual. En Rocersa contamos con porcelánicos que presentan diseños idénticos tanto en el interior como en el exterior, buscando esa continuidad. Diseños interiores que buscan difuminar la transición de un espacio a otro para generar una sensación visual de amplitud. Continuidad creada mediante el uso del mismo suelo para espacios más abiertos y versátiles, con características técnicas diferentes según sean de interior o de exterior.

UK

Our work is closely linked to architecture, habitat and society. As a result of our passion for our work, we carry out constant research that analyses the latest architectural proposals, construction systems and new trends in decoration and fashion.

We develop extensive ranges, a wide range of formats and colours, in OUTDOOR20 that offer the designer multiple laying options. The latest trends in flooring seek to create a homogeneous sensation of order and visual continuity. At Rocersa we have porcelain tiles with identical designs both indoors and outdoors, seeking this continuity. Interior designs that seek to blur the transition from one space to another to generate a visual sensation of spaciousness. Continuity created by using the same floor for more open and versatile spaces, with different technical characteristics depending on whether they are indoors or outdoors.

FR

Notre travail est étroitement lié à l'architecture, à l'habitat et à la société. La passion de notre travail nous amène à effectuer une recherche constante qui analyse les dernières propositions architecturales, les systèmes de construction et les nouvelles tendances de la décoration et de la mode.

Nous développons des gammes étendues, un large éventail de formats et de couleurs, dans OUTDOOR20 qui offrent au concepteur de multiples possibilités de pose. Les dernières tendances en matière de revêtement de sol cherchent à créer une sensation homogène d'ordre et de continuité visuelle. Chez Rocersa, nous disposons de grès cérame avec des dessins identiques à l'intérieur et à l'extérieur, recherchant cette continuité. Des designs intérieurs qui cherchent à estomper la transition d'un espace à l'autre pour générer une sensation visuelle d'espace. Continuité créée par l'utilisation d'un même sol pour des espaces plus ouverts et polyvalents, avec des caractéristiques techniques différentes selon qu'ils sont à l'intérieur ou à l'extérieur.

DE

Unsere Arbeit ist eng mit der Architektur, dem Lebensraum und der Gesellschaft verbunden. Aufgrund unserer Leidenschaft für unsere Arbeit führen wir eine ständige Forschung durch, die die neuesten architektonischen Vorschläge, Bausysteme und neuen Trends in der Dekoration und Mode analysiert.

Mit OUTDOOR20 entwickeln wir umfangreiche Sortimente, eine breite Palette von Formaten und Farben, die dem Designer vielfältige Verlegeoptionen bieten. Die neuesten Trends bei Bodenbelägen zielen darauf ab, ein homogenes Gefühl von Ordnung und visueller Kontinuität zu schaffen. Bei Rocersa gibt es Feinsteinzeugfliesen mit identischem Design für den Innen- und Außenbereich, die diese Kontinuität anstreben. Innenraumgestaltungen, die versuchen, den Übergang von einem Raum zum anderen zu verwischen, um ein visuelles Gefühl von Großzügigkeit zu erzeugen. Kontinuität, die durch die Verwendung desselben Bodens für offenere und vielseitigere Räume geschaffen wird, mit unterschiedlichen technischen Eigenschaften, je nachdem, ob es sich um Innenräume oder Außenbereiche handelt.



**FÁCIL INSTALACIÓN**  
EASY INSTALATION  
INSTALLATION FACILE  
EINFACHE INSTALLATION



**FÁCIL LIMPIEZA**  
EASY TO KEEP CLEAN  
NETTOYAGE FACILE  
LEICHTE REINIGUNG



**ANTIDESLIZANTE**  
ANTISLIP  
ANTIÉRAPANT  
RUTSCHFEST



**RESISTENTE A CAMBIOS DE TEMPERATURA**  
RESISTANT TO THERMAL SHOCK  
RÉSISTANT AUX CHOCs THERMIQUES  
BESTÄNDIG GEGEN TEMPERATURSCHWANKUNGEN



**FÁCIL SUSTITUCIÓN**  
EASY TO REPLACE  
REPLACEMENT FACILE  
EINFACHES AUSWECHSELN



**RESISTENTE AL TRÁFICO LIGERO**  
RESISTANT TO LIGHT TRAFFIC  
RÉSISTANT À UN TRAFIC LÉGER  
WIDERSTANDSFÄHIG GEGEN LEICHTEN VERKEHR



**RESISTENTE A LAS MANCHAS**  
STAIN RESISTANT  
RÉSISTANT AUX TACHES  
FLECKENBESTÄNDIG



**RESISTENTE A RAYADURAS**  
SCRATCH RESISTANT  
RÉSISTANT AUX RAYURES  
KRATZFEST



**RESISTENTE A LAS HELADAS**  
FROST RESISTANT  
RÉSISTANT AU GEL  
FROSTBESTÄNDIG



**RESISTENTE A LA DECOLORACIÓN**  
FADE RESISTANT  
RÉSISTANT À LA DECOLORATION  
LICHTBESTÄNDIG



**RESISTENTE A ÁCIDOS Y QUÍMICOS**  
RESISTANT TO ACID AND CHEMICALS  
RÉSISTANT AUX ACIDES ET AUX PRODUITS CHIMIQUES  
SÄURE- UND CHEMIKALIENBESTÄNDIG



**RESPECTUOSO CON EL MEDIO AMBIENTE**  
ECO FRIENDLY  
RESPECTUEUX DE L'ENVIRONNEMENT  
UMWELTFREUNDLICH



**NO NECESITA SELLADO**  
NO SEALING NEEDED  
AUCUN SCELLEMENT NÉCESSAIRE  
KEINE VERSIEGELUNG ERFORDERLICH



**RESISTENTE A LAS SALES**  
RESISTANT TO SALTS  
RÉSISTANT AUX SELS  
SALZBESTÄNDIG

# VIKER

ES

Viker da nombre a las colecciones de producto desarrolladas en espesor fino tanto en porcelánico (Viker) como en revestimiento (Viker Wall). La propuesta de Rocersa es un producto que facilita la colocación. Su elegancia, unida a su fino espesor, le permite ser un producto ideal para proyectos de obra nueva o reformas. Es un producto más manejable, ligero y de fácil colocación. Gracias a su flexibilidad, se adapta fácilmente a cualquier superficie.

Viker es color y textura, con gráficas exclusivas que representan las últimas tendencias en decoración. Todo esto, combinado con su rápida y perfecta colocación, lo convierte en el producto ideal para clientes exigentes.

UK

Viker gives its name to the product collections developed in thin thickness both in porcelain tiles (Viker) and wall tiles (Viker Wall). Rocersa's proposal is a product that facilitates installation. Its elegance, together with its thin thickness, makes it an ideal product for new construction projects or renovations. It is a more manageable, lightweight and easy to install product. Thanks to its flexibility, it adapts easily to any surface.

Viker is colour and texture, with exclusive graphics that represent the latest trends in decoration. All this, combined with its quick and perfect installation, makes it the ideal product for demanding customers.

FR

Viker donne son nom aux collections de produits développés en faible épaisseur tant en carreaux de porcelaine (Viker) qu'en carreaux muraux (Viker Wall). La proposition de Rocersa est un produit qui facilite la pose. Son élégance, ainsi que sa faible épaisseur, en font un produit idéal pour les nouveaux projets de construction ou les rénovations. C'est un produit plus facile à gérer, plus léger et plus facile à installer. Grâce à sa flexibilité, il s'adapte facilement à toutes les surfaces.

Viker, c'est la couleur et la texture, avec des graphiques exclusifs qui représentent les dernières tendances en matière de décoration. Tout cela, associé à une installation rapide et parfaite, en fait le produit idéal pour les clients exigeants.

DE

Viker ist der Namen für die Produktkollektionen, die in dünner Stärke sowohl für die Feinsteinzeugfliesen (Viker) als auch für die Wandfliesen (Viker Wall) entwickelt wurde. Der Vorschlag von Rocersa ist ein Produkt, das die Verlegung erleichtert. Seine Eleganz und seine geringe Stärke machen es zu einem idealen Produkt für neue Bauvorhaben oder Renovierungen. Es ist ein handlicher, leichter und einfacher zu verlegen. Dank seiner Flexibilität passt er sich leicht an jede Oberfläche an.

Viker ist Farbe und Textur, mit exklusiven Grafiken, die die neuesten Trends in der Dekoration darstellen. All dies, zusammen mit der schnellen und perfekte Verlegung, macht es zum idealen Produkt für anspruchsvolle Kunden.



**RESPECTUOSO CON EL MEDIO AMBIENTE**  
ECO FRIENDLY  
RESPECTUEUX DE L'ENVIRONNEMENT  
UMWELTFREUNDLICH



**FÁCIL MANIPULACIÓN**  
EASY HANDLING  
MANIPULATION FACILE  
UMWELTFREUNDLICH



**REDUCCIÓN DEL TIEMPO DE OBRA**  
REDUCTION OF CONSTRUCTION TIME  
RÉDUCTION DU TEMPS DE CONSTRUCTION  
VERKÜRZUNG DER BAUZEIT



**FÁCIL TALADRO, CORTE Y MANIPULACIÓN**  
EASY DRILLING CUTTING AND HANDLING  
PERÇAGE, DÉCOUPE ET MANIPULATION FACILES  
EINFACHES BOHREN, SCHNEIDEN UND HANDHABEN



**REDUCCIÓN DE COSTES DE TRANSPORTE**  
REDUCTION OF TRANSPORT COSTS  
LA RÉDUCTION DES COÛTS DE TRANSPORT  
REDUZIERUNG DER TRANSPORTKOSTEN





PIEDRA · STONE · PIERRE · STEIN

20 **Abba**  
White Grey Smoke Anthracita

22 **Alpi**  
Grey Ivory Taupe Graphite

24 **Arley**  
White Grey Cream

26 **Axis**  
White Grey Black Cream

28 **Burlington**  
White Grey Cream Taupe Graphite

32 **Cannes**  
White Grey Cream

34 **Chrono**  
White Grey Cream

36 **Coralstone**  
Cottone Bianco Calcite

40 **Dover**  
White Cream Smoke Grey

44 **Eifel**  
Bianco Beige Mix Negro

46 **Essential**  
White Taupe Grey

48 **Eternal Stone**  
Grey Graphite Dark

50 **Fossil**  
White Givré Grey Givré Dark Givré

52 **Habitat**  
Blanco Perla Crema Moka Grafito

54 **Hardblue**  
White Grey Graphite Cream

56 **Hardblue Dec**  
Dec 1 Dec 2 Dec 3

58 **Kalos**  
White Grey Calcite Taupe

60 **Kore**  
White Grey Calcite

62 **Legacy**  
White Cream Taupe Grey

64 **Livermore**  
White Pearl Grey Calcita

68 **Materia**  
Bianco Cris Marfil Beige Antracita

72 **Mauí**  
White Sand Grey

74 **Moon**  
White Grey Dark

76 **Muse**  
White Cream Grey

78 **Northbay**  
White Bone Grey

80 **Nuage**  
White Grey Graphite

82 **Omega**  
White Greige Grey Graphite

84 **Salisbury**  
White Grey Sand Dark

86 **Salisbury Dec**  
Dec Warm Dec Cold

88 **Stonehenge**  
White Grey Oxide

90 **Sunset**  
White Grey Ivory Smoke Taupe

94 **Tabarca**  
Bianco Cris Beige

96 **Valley**  
White Beige Smoke Grey

MADERA · WOOD · BOID · HOLZ

100 **Aran**  
Haya Cris Natural

102 **Bosland**  
Honey Nature Nut

104 **Click**  
Grey Rovere Nature

MADERA · WOOD · BOID · HOLZ

106 **Custom**  
Pearl Grey Nature Walnut

108 **Flow**  
Light Smoke Mink Nature

110 **Formentera**  
Haya Cerezo Roble Nogal

112 **Glamora**  
Bianco Grigio Rovere Nature

116 **Hannover**  
White Honey Oak Walnut

120 **Loira**  
Haya Natural Nogal

122 **Rotterdam**  
Haya Rovere Noce Nature Grey

126 **Soho**  
White Grey Caliza Oak Taupe

128 **Taiga**  
Haya Cris Natural

CEMENTO · CONCRETE · CIMENT · ZEMENT

132 **Area**  
Beige Grey Graphite

134 **Code**  
White Grey Black

136 **Exa**  
White Grey Calcite

138 **Happy**  
White Ivory Grey Anthracite

140 **Happy Joy**  
White Ivory Grey Rose Blue Mint

142 **Kenzo**  
White Beige Silver Dark

144 **Make Up**  
White Grey Mink Taupe

144 **Make Up Hidra**  
Hidra Warm Hidra Cold

146 **Manhattan**  
White Nude Graphite

148 **Menorca**  
Blanco

150 **Mustang**  
White Grey Mink Noce Anthracite

152 **Nomade**  
White Grey Bone Taupe

156 **Porto**  
White Grey Taupe Graphite

158 **Town**  
White Grey Mink Taupe Black

MÁRMOL · MARBLE · MARBRE · MARMOR

162 **Arpeggio**  
Bianco

164 **Calacatta Gold**  
Calacatta Gold

168 **Capraia**  
Bianco

172 **Eleganza**  
Bianco Grigio Crema

176 **Elit**  
Bianco Beige

180 **Glamm**  
Pearl Cream Bronze

184 **Juno**  
Bianco

186 **Luna**  
Bianco Crema

188 **Nero Gold**  
Nero Gold

190 **Ombra**  
Ice Nude

194 **Raffaello**  
Marfil

198 **Siena**  
Bianco

202 **Vogue**  
Bianco

ÓXIDO · OXIDE · OXIDE · OXID

208 **Metalart**  
White Grey Ivory Oxide Anthracite

210 **Titan**  
White Ivory Steel Copper Dark

COLOR · COLOUR · COULEUR · FARBE

216 **Inari**  
Bianco

218 **Light**  
White Gorbea Dec

220 **Serenade**  
Bianco

222 **Yris**  
Bianco Sabbia Denim Giada Grigio Cipria Keops Cold Keops Warm Savage Mix

# Índice tipología

Typology Index

## PIEDRA

STONE | PIERRE | STEIN

Abba	20.
Alpi	22.
Arley	24.
Axis	26.
Burlington	28.
Cannes	32.
Chrono	34.
Coralstone	36.
Dover	40.
Eifel	44.
Essential	46.
Eternal Stone	48.
Fossil	50.
Habitat	52.
Hardblue	54.
Kalos	58.
Kore	60.
Legacy	62.
Livermore	64.
Materia	68.
Maui	72.
Moon	74.
Muse	76.
Northbay	78.
Nuage	80.
Omega	82.
Salisbury	84.
Stonehenge	88.
Sunset	90.
Tabarca	94.
Valley	96.

## MADERA

WOOD | BOIS | HOLZ

Aran	100.
Bosland	102.
Click	104.
Custom	106.
Flow	108.
Formentera	110.
Glamora	112.
Hannover	116.
Loira	120.
Rotterdam	122.
Soho	126.
Taiga	128.

## CEMENTO

CONCRETE | CIMENT | ZEMENT

Area	132.
Code	134.
Exa	136.
Happy	138.
Kenzo	142.
Make Up	144.
Manhattan	146.
Menorca	148.
Mustang	150.
Nomade	152.
Porto	156.
Town	158.

## INFORMACIÓN TÉCNICA

TECHNICAL INFORMATION | INFORMATIONS TECHNIQUES | TECHNISCHE EIGENSCHAFTEN

Special tile pieces	226.
Technical characteristics	228.

## MÁRMOL

MARBLE | MARBRE | MARMOR

Arpegio	162.
Calacatta Gold	164.
Capraia	168.
Eleganza	172.
Elit	176.
Glamm	180.
Juno	184.
Luna	186.
Nero Gold	188.
Ombra	190.
Raffaello	194.
Siena	198.
Vogue	202.

## ÓXIDO

OXIDE | OXIDE | OXID

Metalart	208.
Titan	210.

## COLOR

COLOUR | COLEUR | FARBE

Inari	216.
Light	218.
Serenade	220.
Yris	222.

Type of Fixing	230.
General sale terms	232.

# Índice alfabético

Alphabetical Index

## Aa

Abba	20.
Alpi	22.
Aran	100.
Area	132.
Arley	24.
Arpegio	162.
Axis	26.

## Bb

Bosland	102.
Burlington	28.

## Cc

Calacatta Gold	164.
Cannes	32.
Capraia	168.
Chrono	34.
Click	104.
Code	134.
Coralstone	36.
Custom	106.

## Dd

Dover	40.
-------	-----

## Ee

Eifel	44.
Eleganza	172.
Elit	176.
Essential	46.
Eternal Stone	48.
Exa	136.

## Ff

Flow	108.
Formentera	110.
Fossil	50.

## Gg

Glamm	180.
Glamora	112.

## Hh

Habitat	52.
Hannover	116.
Happy	138.
Hardblue	54.

## Ii

Inari	216.
-------	------

## Jj

Juno	184.
------	------

## Kk

Kalos	58.
Kenzo	142.
Kore	60.

## Ll

Legacy	62.
Light	218.
Livermore	64.
Loira	120.
Luna	186.

## Mm

Make Up	144.
Manhattan	146.
Materia	68.
Maui	72.
Menorca	148.
Metalart	208.
Moon	74.
Muse	76.
Mustang	150.

## Nn

Nero Gold	188.
Nomade	152.
Northbay	78.
Nuage	80.

## Oo

Ombra	190.
Omega	82.

## Pp

Porto	156.
-------	------

## Rr

Raffaello	194.
Rotterdam	122.

## Ss

Salisbury	84.
Serenade	220.
Siena	198.
Soho	126.
Stonehenge	88.
Sunset	90.

## Tt

Tabarca	94.
Taiga	128.
Titan	210.
Town	158.

## Vv

Valley	96.
Vogue	202.

## Yy

Yris	222.
------	------



# Índice formatos

Sizes Index

## 100x100x2 RC 40"x40"x0,8" RC

Axis	26.
Burlington	28.
Coralstone	36.
Dover	40.
Eternal Stone	48.
Happy	138.
Hardblue	54.
Livermore	64.
Make Up	144.
Moon	74.
Nomade	152.
Northbay	78.
Omega	82.
Salisbury	84.
Stonehenge	88.
Tabarca	94.
Titan	210.
Valley	96.

## 61x61x2 24"x24"x0,8"

Axis	26.
------	-----

## 60x120x2 RC 24"x48"x0,8" RC

Axis	26.
Chrono	34.
Coralstone	36.
Dover	40.
Hardblue	54.
Livermore	64.
Make Up	144.
Moon	74.
Nomade	152.
Omega	82.
Salisbury	84.
Stonehenge	88.
Tabarca	94.
Titan	210.
Valley	96.

## 60x90x2 RC 24"x36"x0,8" RC

Arpeggio	162.
Axis	26.

## 60x90x2 RC 24"x36"x0,8" RC

Burlington	28.
Coralstone	36.
Eternal Stone	48.
Northbay	78.
Omega	82.
Salisbury	84.
Stonehenge	88.
Valley	96.

## 60x60x2 RC 24"x24"x0,8" RC

Alpi	22.
Area	132.
Arpeggio	162.
Axis	26.
Burlington	28.
Chrono	34.
Click	104.
Coralstone	36.
Dover	40.
Eternal Stone	48.
Happy	138.
Hardblue	54.
Livermore	64.
Make Up	144.
Materia	68.
Moon	74.
Mustang	150.
Nomade	152.
Nuage	80.
Omega	82.
Porto	156.
Salisbury	84.
Stonehenge	88.
Titan	210.
Valley	96.

## 29,5x120x2 RC 12"x48"x0,8" RC

Bosland	102.
Flow	108.
Glamora	112.
Hannover	116.
Rotterdam	122.

## 100x100x0,7 RC 40"x40"x0,3" RC

Inari	216.
Juno	184.
Kenzo	142.

## 60x120x0,7 RC 24"x48"x0,3" RC

Inari	216.
Juno	184.
Kenzo	142.

## 60x60x0,7 RC 24"x24"x0,3" RC

Inari	216.
Juno	184.
Kenzo	142.

## 40x120x0,7 RC 16"x48"x0,3" RC

Inari	216.
Juno	184.
Legacy	62.
Muse	76.
Nomade	152.
Salisbury	84.

## 30x60x0,7 RC 12"x24"x0,3" RC

Inari	216.
Juno	184.
Kenzo	142.

## 20x120x0,7 RC 8"x48"x0,3" RC

Bosland	102.
---------	------

## 120x120 RCP 48"x48" RCP

Calacatta Gold	164.
Capraia	168.
Eleganza	172.
Elit	176.
Glamm	180.
Luna	186.
Nero Gold	188.
Ombra	190.
Raffaello	194.
Siena	198.
Vogue	202.

## 100x100 RC 40"x40" RC

Axis	26.
Burlington	28.
Coralstone	36.
Dover	40.
Eternal Stone	48.
Fossil	50.
Happy	138.
Hardblue	54.
Livermore	64.
Make Up	144.
Maui	72.
Moon	74.
Nomade	152.
Northbay	78.
Omega	82.
Salisbury	84.
Stonehenge	88.
Tabarca	94.
Titan	210.
Valley	96.

## 75x150 RCP 29,5"x59" RCP

Calacatta Gold	164.
Capraia	168.
Eleganza	172.
Luna	186.
Ombra	190.

## 75x150 RCP 29,5"x59" RCP

Raffaello	194.
Siena	198.
Vogue	202.

## 60x120 RCP 24"x48" RCP

Calacatta Gold	164.
Capraia	168.
Eleganza	172.
Elit	176.
Glamm	180.
Luna	186.
Nero Gold	188.
Ombra	190.
Raffaello	194.
Siena	198.
Vogue	202.

## 60x120 RC 24"x48" RC

Abba	20.
Arley	24.
Axis	26.
Burlington	28.
Cannes	32.
Chrono	34.
Coralstone	36.
Dover	40.
Eternal Stone	48.
Hardblue	54.
Livermore	64.
Make Up	144.
Maui	72.
Moon	74.
Nomade	152.
Northbay	78.
Omega	82.
Salisbury	84.
Stonehenge	88.
Tabarca	94.
Titan	210.
Valley	96.

## 60x60 RC 24"x24" RC

Abba	20.
Arley	24.
Axis	26.
Burlington	28.
Cannes	32.
Coralstone	36.
Dover	40.
Elit	176.
Essential	46.
Eternal Stone	48.
Exa	136.
Fossil	50.
Glamm	180.
Happy	138.
Hardblue	54.
Kalos	58.
Legacy	62.
Livermore	64.
Make Up	144.
Manhattan	146.
Metalart	208.
Moon	74.
Muse	76.
Mustang	150.
Nomade	152.
Ombra	190.
Omega	82.
Salisbury	84.
Stonehenge	88.
Tabarca	94.
Titan	210.
Valley	96.
Vogue	202.

## 31,6x60,8 12"x24"

Abba	20.
Arley	24.
Axis	26.
Burlington	28.
Cannes	32.
Chrono	34.
Coralstone	36.

## 31,6x60,8 12"x24"

Dover	40.
Eifel	44.
Livermore	64.
Make Up	144.
Materia	68.
Northbay	78.
Omega	82.
Salisbury	84.
Stonehenge	88.
Sunset	90.
Town	158.
Valley	96.

## 29,5x120 RC 12"x48" RC

Glamora	112.
---------	------

## 25x150 RC 9,8"x59" RC

Bosland	102.
Glamora	112.
Hannover	116.
Rotterdam	122.

## 22,5x90 9"x36"

Custom	106.
Rotterdam	122.
Soho	126.

## 20x120 RC 8"x48" RC

Aran	100.
Bosland	102.
Formentera	110.
Hannover	116.
Loira	120.
Rotterdam	122.
Taiga	128.

## 19,4x120 RC 8"x48" RC

Flow	108.
------	------

## 60x120x0,7 RC 24"x48"x0,3" RC

Light	218.
Yris	222.

## 33x100 RC 13"x40" RC

Calacatta Gold	164.
Capraia	168.
Code	134.
Coralstone	36.
Eleganza	172.
Essential	46.
Exa	136.
Glamora	112.
Hannover	116.
Happy	138.
Kalos	58.
Light	218.
Livermore	64.
Manhattan	146.
Materia	68.
Menorca	148.
Nomade	152.
Raffaello	194.
Rotterdam	122.
Siena	198.
Titan	210.

## 30x90 RC 12"x36" RC

Burlington	28.
Dover	40.
Elit	176.
Glamm	180.
Ombra	190.
Vogue	202.

## 20x60 8"x24"

Habitat	52.
Kore	60.
Metalart	208.
Serenade	220.
Sunset	90.

# Lectura del catálogo

*Catalogue reading*

SERIE  
SERIE  
SERIE  
SERIE

TIPOLOGÍA DE PRODUCTO  
PRODUCT TYPOLOGY  
TYPE DE PRODUIT  
ART DES PRODUKTS

COLORES  
COLOURS  
COULEURS  
FARBEN

REFERENCIA  
REFERENCE  
RÉFÉRENCE  
REFERENZ

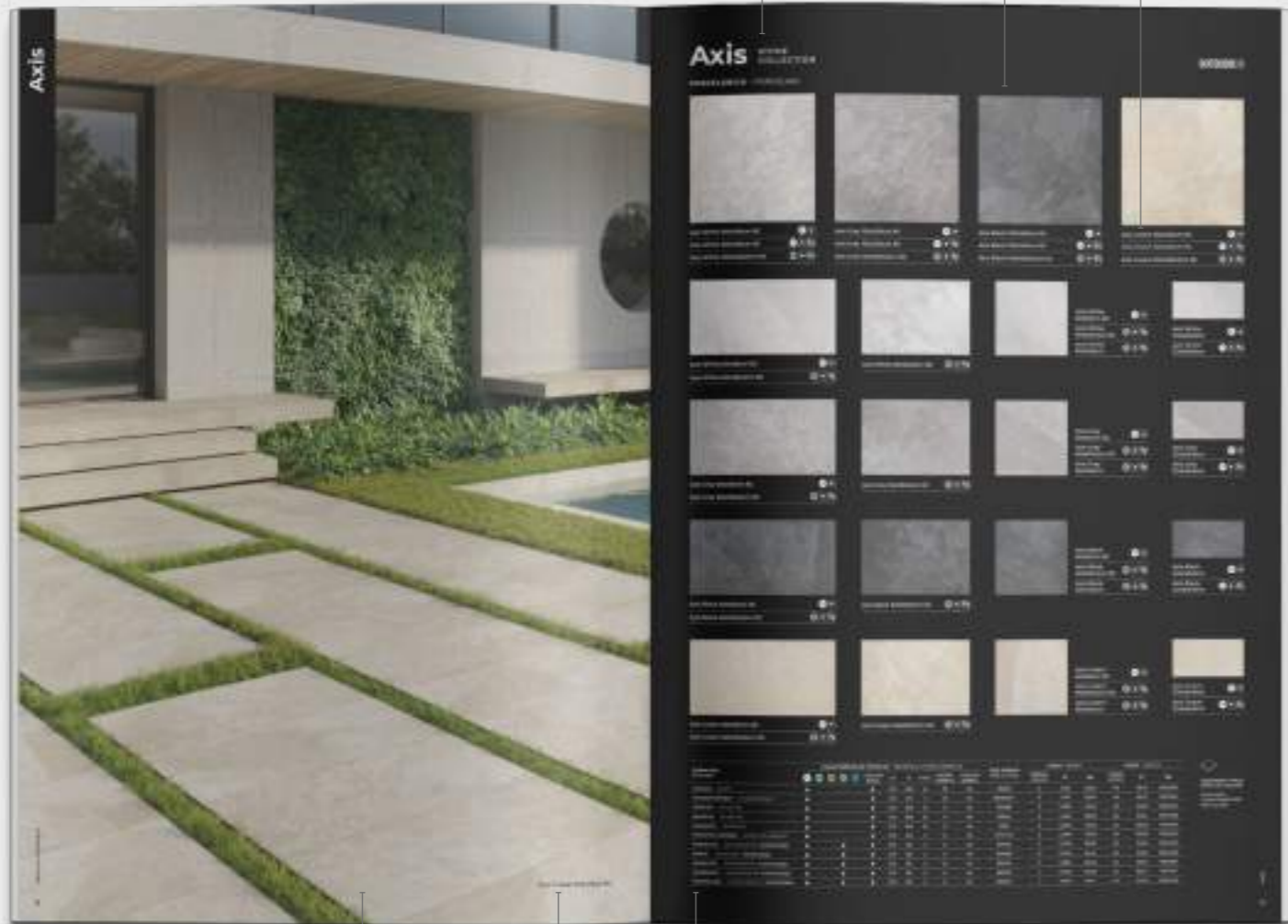


IMAGEN DE SERIE  
IMAGE OF THE SERIE  
IMAGE DE LA SÉRIE  
BILD DER SERIE

PIE DE FOTO  
CAPTION  
LÉGENDE  
UNTERTITEL

EMBALAJE Y CARACTERÍSTICAS TÉCNICAS  
PACKAGING AND TECHNICAL CHARACTERISTICS  
EMBALLAGE ET CARACTÉRISTIQUES TECHNIQUES  
VERPACKUNG EINHEITEN UND TECHNISCHE MERKMALE

# Simbología

*Simbology*

TIPOLOGÍA DE PRODUCTO  
PRODUCT SERIES  
TYPE DE PRODUIT  
ART DES PRODUKTS

- P** PORCELÁNICO  
PORCELAIN TILE  
PORCELAINE  
FEINSTEINZEUG
- PB** PASTA BLANCA  
WHITE BODY  
PÂTE BLANCHE  
WEISSSCHERBIG
- O** OUTDOOR 20  
OUTDOOR 20  
OUTDOOR 20  
OUTDOOR 20
- PR** PASTA ROJA  
RED BODY  
PÂTE ROUGE  
ROTSCHERBIG
- V** VIKER  
VIKER  
VIKER  
VIKER

ACABADOS  
FINISHES  
FINITIONS  
FERTIGUNGEN

- NATURAL  
NATURAL  
NATUREL  
NATUR
- ☀** BRILLO  
GLOSS  
GLASS  
GLANZ
- ✦** PULIDO  
POLISHED  
POLISHÉ  
POLIERT

BIBLIOTECA  
LIBRARY  
BIBLIOTHEQUE  
BIBLIOTHEK

**BIM**  
LIBRARY

Puedes descargar nuestras colecciones en [www.rocersa.com/bim](http://www.rocersa.com/bim)  
You can download our collections at [www.rocersa.com/bim](http://www.rocersa.com/bim)  
Vous pouvez télécharger nos collections à l'adresse [www.rocersa.com/bim](http://www.rocersa.com/bim)  
Sie können unsere Kollektionen herunterladen auf [www.rocersa.com/bim](http://www.rocersa.com/bim)

CERTIFICACIONES  
CERTIFICATES  
CERTIFICATIONS  
ZERTIFIZIERUNGEN

- QB** UPEC
- QB** UPEC.F+
- QB** UPEC.D+

# Next Ceramic Generation



# STONE *Collection*

## NATURALIDAD DE TODO UN CLÁSICO

La piedra es todo un clásico en interiorismo. Estilo sobrio pero renovado que se inspira en la naturaleza. La elegancia atemporal de la piedra se reinterpreta para integrarse en espacios con un atractivo moderno.

## NATURALNESS OF A CLASSIC

Stone is a classic in interior design. A sober but renewed style inspired by nature. The timeless elegance of stone is reinterpreted to fit into spaces with a modern appeal.

## LE NATUREL D'UN CLASSIQUE

La pierre est un classique de la décoration intérieure. Un style sobre mais renouvelé, inspiré par la nature. L'élégance intemporelle de la pierre est réinterprétée pour s'intégrer dans des espaces au charme moderne.

## DIE NATÜRLICHKEIT EINES KLASSIKERS

Naturstein ist ein Klassiker der Innenarchitektur. Ein nüchtern, aber erneuerter, von der Natur inspirierter Stil. Die zeitlose Eleganz des Steins wird neu interpretiert, um sich in Räume mit moderner Ausstrahlung einzufügen.





# Abba

STONE COLLECTION

PORCELÁNICO · PORCELAIN

			Abba White 31,6x60,8cm 
Abba White 60x120cm RC 	Abba White 60x60cm RC 		Range White 31,6x60,8cm 
			Abba Grey 31,6x60,8cm 
Abba Grey 60x120cm RC 	Abba Grey 60x60cm RC 		Range Grey 31,6x60,8cm 
			Abba Smoke 31,6x60,8cm 
Abba Smoke 60x120cm RC 	Abba Smoke 60x60cm RC 		Range Smoke 31,6x60,8cm 
			Abba Anthracite 31,6x60,8cm 
Abba Anthracite 60x120cm RC 	Abba Anthracite 60x60cm RC 		Abba Anthracite 31,6x60,8cm 

Abba Grey 60x120 RC

EMBALAJE PACKING	CARACTERÍSTICAS TÉCNICAS / TECHNICAL CHARACTERISTICS						CÓD. PRECIO PRICE CODE	CAJAS / BOXES		PALET / PALLET			
	CT	R	A-B-C	GRAPH VARIETY	COLOUR VARIAT.	PIEZAS / PIECES		m <sup>2</sup>	Kg.	CAJAS / BOXES	m <sup>2</sup>	Kg.	
31,6x60,8 - 12"x24"	•	CT1	R10	B	20	V2	B186A	6	1,150	24	40	46,00	892
31,6x60,8 REL - 12"x24" REL	•				20	V2	B205DEC	6	1,150	24	40	46,00	892
60x60 RC - 24"x24" RC	•	CT1	R10	B	16	V2	B226B	3	1,080	23	40	43,20	900
60x120 RC - 24"x48" RC	•	CT1	R10	B	13	V2	B310C	2	1,440	31	36	51,84	1045

DISPONIBLE PIEZA ESPECIAL pág.226  
AVAILABLE COMPLEMENTARY PIECE p.226





PORCELÁNICO · PORCELAIN



Alpi Grey  
60x60x2cm RC



Alpi Ivory  
60x60x2cm RC



Alpi Taupe  
60x60x2cm RC



Alpi Graphite  
60x60x2cm RC

Alpi Ivory 60x60x2 RC

REFERENCIA REFERENCE	CARACTERÍSTICAS TÉCNICAS				TECHNICAL CHARACTERISTICS			
	PE	PR	CT	R	A-B-C	GRAPH	COLOUR	VARIATION
60x60x2 RC · 24"x24"x0,8" RC ECOSTONE	●	●	CT3	R11	C	B	V3	

EMBALAJE PACKING	CÓD. PRECIO PRICE CODE	CAJAS BOXES		PALET PALLET	
		PIEZAS PIECES	m <sup>2</sup> Kg.	CAJAS BOXES	m <sup>2</sup> Kg.
60x60x2 RC · 24"x24"x0,8" RC ECOSTONE	B110	2	0,720 30	30	21,60 962

DISPONIBLE PIEZA ESPECIAL pág.226  
AVAILABLE COMPLEMENTARY PIECE p.226





# Arley

STONE COLLECTION

PORCELÁNICO · PORCELAIN

			Arley White 31,6x60,8cm
Arley White 60x120cm RC	Arley White 60x60cm RC		Island White 31,6x60,8cm
			Arley Grey 31,6x60,8cm
Arley Grey 60x120cm RC	Arley Grey 60x60cm RC		Island Grey 31,6x60,8cm
			Arley Cream 31,6x60,8cm
Arley Cream 60x120cm RC	Arley Cream 60x60cm RC		Island Cream 31,6x60,8cm

Arley Cream 60x120 RC

EMBALAJE PACKING	CARACTERÍSTICAS TÉCNICAS / TECHNICAL CHARACTERISTICS						CÓD. PRECIO PRICE CODE	CAJAS / BOXES		PALET / PALLET			
	CT	R	A-B-C	GRAPH VARIETY	COLOUR VARIAT.	PIEZAS / PIECES		m <sup>2</sup>	Kg.	CAJAS / BOXES	m <sup>2</sup>	Kg.	
31,6x60,8 - 12"x24"	•	CT1	R10	B	24	V2	B186A	6	1,150	24	40	46,00	892
31,6x60,8 REL - 12"x24" REL	•				24	V2	B205DEC	6	1,153	24	40	46,00	892
60x60 RC - 24"x24" RC	•	CT1	R10	B	16	V2	B226B	3	1,080	23	40	43,20	920
60x120 RC - 24"x48" RC	•	CT1	R10	B	16	V2	B310C	2	1,440	31	36	51,84	1045

DISPONIBLE PIEZA ESPECIAL pág.226  
AVAILABLE COMPLEMENTARY PIECE p.226





Axis Cream 60x120x2 RC

# Axis STONE COLLECTION

OUTDOOR20

PORCELÁNICO · PORCELAIN

Axis White 100x100cm RC	Axis Grey 100x100cm RC	Axis Black 100x100cm RC	Axis Cream 100x100cm RC
Axis White 100x100cm RC	Axis Grey 100x100cm RC	Axis Black 100x100cm RC	Axis Cream 100x100cm RC
Axis White 100x100x2cm RC	Axis Grey 100x100x2cm RC	Axis Black 100x100x2cm RC	Axis Cream 100x100x2cm RC
Axis White 60x120cm RC	Axis White 60x90x2cm RC	Axis White 60x60cm RC	Axis White 31,6x60,8cm
Axis White 60x120x2cm RC		Axis White 60x60x2cm RC	Axis White 31,6x60,8cm
		Axis White 61x61x2cm	
Axis Grey 60x120cm RC	Axis Grey 60x90x2cm RC	Axis Grey 60x60cm RC	Axis Grey 31,6x60,8cm
Axis Grey 60x120x2cm RC		Axis Grey 60x60x2cm RC	Axis Grey 31,6x60,8cm
		Axis Grey 61x61x2cm	
Axis Black 60x120cm RC	Axis Black 60x90x2cm RC	Axis Black 60x60cm RC	Axis Black 31,6x60,8cm
Axis Black 60x120x2cm RC		Axis Black 60x60x2cm RC	Axis Black 31,6x60,8cm
		Axis Black 61x61x2cm	
Axis Cream 60x120cm RC	Axis Cream 60x90x2cm RC	Axis Cream 60x60cm RC	Axis Cream 31,6x60,8cm
Axis Cream 60x120x2cm RC		Axis Cream 60x60x2cm RC	Axis Cream 31,6x60,8cm
		Axis Cream 61x61x2cm	

EMBALAJE PACKING	CARACTERÍSTICAS TÉCNICAS / TECHNICAL CHARACTERISTICS						CÓD. PRECIO PRICE CODE	CAJAS / BOXES		PALET / PALLET							
	P	PR	PR	D	COLOUR BODY	CT		R	A-B-C	GRAPH. VARIETY	COLOUR VARIAT.	PIEZAS / PIECES	m²	Kg.	CAJAS / BOXES	m²	Kg.
31,6x60,8 · 12"x24"	●	●	●	●	●	CT2	R10	B	35	V4	B186A	6	1,150	24	40	46,00	892
31,6x60,8 ANTISLIP · 12"x24" ANTISLIP	●	●	●	●	●	CT3	R11	C	35	V4	B205DEC	6	1,150	24	40	46,00	892
60x60 RC · 24"x24" RC	●	●	●	●	●	CT2	R10	B	9	V4	B226B	3	1,080	23	40	43,20	900
60x120 RC · 24"x48" RC	●	●	●	●	●	CT2	R10	B	9	V4	B310C	2	1,440	31	36	51,84	1045
100x100 RC · 40"x40" RC	●	●	●	●	●	CT2	R10	B	9	V4	B311	2	2,000	48	24	48,00	1135
100x100 RC ANTISLIP · 40"x40" RC ANTISLIP	●	●	●	●	●	CT3	R11	C	9	V4	B311DEC	2	2,000	48	24	48,00	1135
60x60x2 RC · 24"x24"x0,8" RC OUTDOOR20	●	●	●	●	●	CT3	R11	C	9	V4	B410A	2	0,720	34	30	21,60	1015
61x61x2 · 24"x24"x0,8" RC OUTDOOR20	●	●	●	●	●	CT3	R11	C	9	V4	B350B	2	0,744	34	30	22,32	1018
60x90x2 RC · 24"x36"x0,8" RC OUTDOOR20	●	●	●	●	●	CT3	R11	C	14	V4	B524A	2	1,080	50	24	25,92	1190
60x120x2 RC · 24"x48"x0,8" RC OUTDOOR20	●	●	●	●	●	CT3	R11	C	9	V4	B600C	1	0,720	34	27	19,44	928
100x100x2 RC · 40"x40"x0,8" RC OUTDOOR20	●	●	●	●	●	CT3	R11	C	9	V4	B600A	1	1,000	48	24	24,00	1143

DISPONIBLE PIEZA ESPECIAL pag.208  
AVAILABLE COMPLEMENTARY PIECE p.208





Burlington Grey 60x120 RC

# Burlington

STONE COLLECTION

OUTDOOR20

PORCELÁNICO · PORCELAIN

Burlington White 100x100cm RC	Burlington Grey 100x100cm RC	Burlington Cream 100x100cm RC	Burlington Graphite 100x100cm RC
Burlington White 100x100x2cm RC	Burlington Grey 100x100x2cm RC	Burlington Cream 100x100x2cm RC	Burlington Graphite 100x100x2cm RC
Burlington White 60x120cm RC	Burlington White 60x90x2cm RC	Burlington White 60x60cm RC	Burlington White 31,6x60,8cm
Burlington Grey 60x120cm RC	Burlington Grey 60x90x2cm RC	Burlington Grey 60x60cm RC	Burlington Grey 31,6x60,8cm
Burlington Cream 60x120cm RC	Burlington Cream 60x90x2cm RC	Burlington Cream 60x60cm RC	Burlington Cream 31,6x60,8cm
Burlington Graphite 60x120cm RC	Burlington Graphite 60x90x2cm RC	Burlington Graphite 60x60cm RC	Burlington Graphite 31,6x60,8cm
Burlington Taupe 60x120cm RC	Burlington Taupe 60x60cm RC	Burlington Taupe 60x60x2cm RC	Burlington Taupe 31,6x60,8cm

EMBALAJE PACKING	CARACTERÍSTICAS TÉCNICAS TECHNICAL CHARACTERISTICS						CÓD. PRECIO PRICE CODE	CAJAS BOXES			PALET PALLET						
	P	PE	PP	CE	CT	R		A-B-C	GRAPH. VARIETY	COLOUR VARIAT.	PIEZAS PIECES	m²	Kg.	CAJAS BOXES	m²	Kg.	
31,6x60,8 · 12x24"	●	●	●	●	●	CT1	R9	A	30	V2	B186A	6	1,150	24	40	46,00	892
60x60 RC · 24"x24"	●	●	●	●	●	CT1	R9	A	21	V2	B226B	3	1,080	23	40	43,20	900
60x120 RC · 24"x48"	●	●	●	●	●	CT1	R9	A	15	V2	B410A	2	1,440	31	36	51,84	1045
100x100 RC · 40"x40"	●	●	●	●	●	CT1	R9	A	10	V2	B600C	2	2,000	48	24	48,00	1134
60x60x2 RC · 24"x24"x0,8" RC OUTDOOR20	●	●	●	●	●	CT3	R11	C	21	V2	B410A	2	0,720	34	30	21,60	1015
60x90x2 RC · 24"x36"x0,8" RC OUTDOOR20	●	●	●	●	●	CT3	R11	C	15	V2	B410A	2	1,080	50	24	21,92	1190
100x100 RC · 40"x40"x0,8" RC OUTDOOR20	●	●	●	●	●	CT3	R11	C	10	V2	B600A	1	1,000	48	24	24,00	1143

DISPONIBLE PIEZA ESPECIAL pag.208  
AVAILABLE COMPLEMENTARY PIECE p.208






Burlington Grey 30x90 RC · Dolmen Grey 30x90 RC · Burlington Grey 100x100 RC

# Burlington

STONE COLLECTION

## PASTA BLANCA · WHITE BODY



EMBALAJE PACKING	CARACTERÍSTICAS TÉCNICAS / TECHNICAL CHARACTERISTICS						CÓD. PRECIO PRICE CODE	CAJAS / BOXES			PALET / PALLET						
	P	PB	PC	C	Y	COLOUR BODY		CT	R	A-B-C	GRAPH. VARIETY	COLOUR VARIAT.	PIEZAS PIECES	m²	Kg.	CAJAS BOXES	m²
30x90 RC · 12"x36" RC	●	●	●	●	●	COLOUR BODY				24	V2	4	1,080	20	48	51,84	1037
30x90 RC REL · 12"x36" RC REL	●	●	●	●	●	COLOUR BODY				4	V2	4	1,080	20	48	51,84	1037



Burlington Cream 30x90 RC · Dolmen Cream 30x90 RC · Burlington Taupe 60x120 RC



Cannes White 60x60 RC  
Cannes White 31,6x60,8  
Eve White 31,6x60,8

# Cannes

STONE COLLECTION

PORCELÁNICO · PORCELAIN

			Cannes White 31,6x60,8cm
			Eve White 31,6x60,8cm
			Cannes Grey 31,6x60,8cm
			Eve Grey 31,6x60,8cm
			Cannes Cream 31,6x60,8cm
			Eve Cream 31,6x60,8cm

EMBALAJE PACKING	CARACTERÍSTICAS TÉCNICAS / TECHNICAL CHARACTERISTICS						CÓD. PRECIO PRICE CODE	CAJAS / BOXES		PALET / PALLET		
	CT	R	A-B-C	GRAPH. VARIETY	COLOUR VARIAT.	PIEZAS / PIECES		m <sup>2</sup>	Kg.	CAJAS / BOXES	m <sup>2</sup>	Kg.
31,6x60,8 - 12"x24"	•		CT1 R10 B	24	V2	B186A	6	1,150	24	40	46,00	892
31,6x60,8 REL - 12"x24" REL	•			24	V2	B205DEC	6	1,150	24	40	46,00	892
60x60 RC - 24"x24" RC	•		CT1 R10 B	16	V2	B226B	3	1,080	23	40	43,20	900
60x120 RC - 24"x48" RC	•		CT1 R10 B	16	V2	B310C	2	1,440	31	36	51,84	1045

DISPONIBLE PIEZA ESPECIAL pág.226  
AVAILABLE COMPLEMENTARY PIECE p.226





# Chrono

STONE COLLECTION

OUTDOOR20

PORCELÁNICO · PORCELAIN



Chrono White 60x120cm RC  
Chrono White 60x120x2cm RC




Chrono White 60x60x2cm RC




Chrono White 31,6x60,8cm



Chrono Rel White 31,6x60,8cm



Chrono Grey 60x120cm RC  
Chrono Grey 60x120x2cm RC




Chrono Grey 60x60x2cm RC




Chrono Grey 31,6x60,8cm




Chrono Rel Grey 31,6x60,8cm



Chrono Cream 60x120cm RC  
Chrono Cream 60x120x2cm RC



Chrono Cream 60x60x2cm RC



Chrono Cream 31,6x60,8cm



Chrono Rel Cream 31,6x60,8cm

Chrono Cream 60x120x2 RC


REFERENCIA REFERENCE	CARACTERÍSTICAS TÉCNICAS / TECHNICAL CHARACTERISTICS										
	P	PE	RR	C	V	COLOUR BODY	CT	R	A-B-C	GRAPH. VARIETY	COLOUR VARIATION
31,6x60,8 · 12"x24"	●	●	●	●	●		CT1	R9	A	14	V4
31,6x60,8 REL · 12"x24" REL	●	●	●	●	●					14	V4
60x120 RC · 24"x48" RC	●	●	●	●	●		CT2	R10	B	9	V4
60x60x2 RC · 24"x24"x0,8" RC OUTDOOR20	●	●	●	●	●		CT3	R11	C	9	V4
60x120x2 RC · 24"x48"x0,8" RC OUTDOOR20	●	●	●	●	●		CT3	R11	C	9	V4

EMBALAJE PACKING	CÓD. PRECIO PRICE CODE	CAJAS / BOXES			PALET / PALLET		
		PIEZAS PIECES	m <sup>2</sup>	Kg.	CAJAS BOXES	m <sup>2</sup>	Kg.
31,6x60,8 · 12"x24"	B186A	6	1,150	24	40	46,00	892
31,6x60,8 REL · 12"x24" REL	B205DEC	6	1,150	24	40	46,00	892
60x120 RC · 24"x48" RC	B310C	2	1,440	31	36	51,84	1045
60x60x2 RC · 24"x24"x0,8" RC OUTDOOR20	B410A	2	0,720	34	30	21,60	1015
60x120x2 RC · 24"x48"x0,8" RC OUTDOOR20	B600C	1	0,720	34	27	19,44	928

DISPONIBLE PIEZA ESPECIAL pág.226  
AVAILABLE COMPLEMENTARY PIECE p.226





# Coralstone

STONE COLLECTION

OUTDOOR20 BIM LIBRARY

PORCELÁNICO · PORCELAIN

				<ul style="list-style-type: none"> <li>Coralstone Cottone 60x60cm RC</li> <li>Coralstone Cottone 60x60cm RC</li> <li>Coralstone Cottone 60x60x2cm RC</li> </ul>
<ul style="list-style-type: none"> <li>Coralstone Cottone 100x100cm RC</li> <li>Coralstone Cottone 100x100cm RC</li> <li>Coralstone Cottone 100x100x2cm RC</li> </ul>	<ul style="list-style-type: none"> <li>Coralstone Cottone 31,6x60,8cm</li> <li>Coralstone Cottone 31,6x60,8cm</li> </ul>	<ul style="list-style-type: none"> <li>Coralstone Rel Cottone 31,6x60,8cm</li> </ul>		<ul style="list-style-type: none"> <li>Coralstone Dec Mare Cottone 60x60cm RC</li> </ul>
				<ul style="list-style-type: none"> <li>Coralstone Bianco 60x60cm RC</li> <li>Coralstone Bianco 60x60cm RC</li> <li>Coralstone Bianco 60x60x2cm RC</li> </ul>
<ul style="list-style-type: none"> <li>Coralstone Bianco 100x100cm RC</li> <li>Coralstone Bianco 100x100cm RC</li> <li>Coralstone Bianco 100x100x2cm RC</li> </ul>	<ul style="list-style-type: none"> <li>Coralstone Bianco 31,6x60,8cm</li> <li>Coralstone Bianco 31,6x60,8cm</li> </ul>	<ul style="list-style-type: none"> <li>Coralstone Rel Bianco 31,6x60,8cm</li> </ul>		<ul style="list-style-type: none"> <li>Coralstone Dec Mare Bianco 60x60cm RC</li> </ul>
				<ul style="list-style-type: none"> <li>Coralstone Calcite 60x60cm RC</li> <li>Coralstone Calcite 60x60cm RC</li> <li>Coralstone Calcite 60x60x2cm RC</li> </ul>
<ul style="list-style-type: none"> <li>Coralstone Calcite 100x100cm RC</li> <li>Coralstone Calcite 100x100cm RC</li> <li>Coralstone Calcite 100x100x2cm RC</li> </ul>	<ul style="list-style-type: none"> <li>Coralstone Calcite 31,6x60,8cm</li> <li>Coralstone Calcite 31,6x60,8cm</li> </ul>	<ul style="list-style-type: none"> <li>Coralstone Rel Calcite 31,6x60,8cm</li> </ul>		<ul style="list-style-type: none"> <li>Coralstone Dec Mare Calcite 60x60cm RC</li> </ul>

EMBALAJE PACKING	CARACTERÍSTICAS TÉCNICAS / TECHNICAL CHARACTERISTICS						CÓD. PRECIO PRICE CODE	CAJAS / BOXES			PALET / PALLET			
	CT	R	A-B-C	GRAPH. VARIETY	COLOUR VARIETY	PIEZAS / PIECES		m²	Kg.	CAJAS / BOXES	m²	Kg.		
31,6x60,8 - 12"x24"	●	●	CT2	R10	B	24	V2	B186A	6	1,150	24	40	46,00	892
31,6x60,8 REL - 12"x24" REL	●	●	●	●	●	24	V2	B205DEC	6	1,150	24	40	46,00	892
31,6x60,8 ANTISLIP - 12"x24" ANTISLIP	●	●	CT3	R11	C	24	V2	B205DEC	6	1,150	24	40	46,00	892
60x60 RC - 24"x24" RC	●	●	CT2	R10	B	16	V2	B226B	3	1,080	23	40	43,20	900
60x60 RC ANTISLIP - 24"x24" RC ANTISLIP	●	●	CT3	R11	C	16	V2	B226DEC	3	1,080	23	40	43,20	900
60x120 RC - 24"x48" RC	●	●	CT2	R10	B	10	V2	B310C	2	1,440	31	36	51,84	1045
100x100 RC - 40"x40" RC	●	●	CT2	R10	B	6	V2	B311	2	2,000	48	24	48,00	1135
100x100 RC ANTISLIP - 40"x40" RC ANTISLIP	●	●	CT3	R11	C	6	V2	B311DEC	2	2,000	48	24	48,00	1135
60x60x2 RC - 24"x24"x0,8" RC OUTDOOR20	●	●	CT3	R11	C	16	V2	B410A	2	0,720	34	30	21,60	1015
60x60x2 RC DEC - 24"x24"x0,8" RC DEC OUTDOOR20	●	●	CT3	R11	C	6	V2	B410A	2	0,720	34	30	21,60	1015
60x90x2 RC - 24"x36"x0,8" RC OUTDOOR20	●	●	CT3	R11	C	10	V2	B524A	2	1,080	50	24	25,92	1190
60x120x2 RC - 24"x48"x0,8" RC OUTDOOR20	●	●	CT3	R11	C	10	V2	B600C	1	0,720	34	27	19,44	928
100x100x2 RC - 40"x40"x0,8" RC OUTDOOR20	●	●	CT3	R11	C	6	V2	B600A	1	1,000	48	24	24,00	1143

DISPONIBLE PIEZA ESPECIAL pág.226  
AVAILABLE COMPLEMENTARY PIECE p.226

Coralstone Calcite 60x120x2 RC






# Coralstone

STONE COLLECTION


PASTA BLANCA · WHITE BODY




Coralstone Cottone 33x100cm RC




Reef Cottone 33x100cm RC




Coralstone Bianco 33x100cm RC



Reef Bianco 33x100cm RC



Coralstone Calcite 33x100cm RC



Reef Calcite 33x100cm RC

Coralstone Calcite 33x100 RC · Reef Calcite 33x100 RC  
Coralstone Calcite 100x100 RC

REFERENCIA REFERENCE	CARACTERÍSTICAS TÉCNICAS · TECHNICAL CHARACTERISTICS					
	COLOUR BODY	CT	R	A-B-C	GRAPH. VARIETY	COLOUR VARIATION
33x100 RC · 13"x40" RC	●				16	V2
33x100 RC REL · 13"x40" RC REL	●				16	V2

EMBALAJE PACKING	CÓD. PRECIO PRICE CODE	CAJAS · BOXES			PALET · PALLET		
		PIEZAS PIECES	m <sup>2</sup>	Kg.	CAJAS BOXES	m <sup>2</sup>	Kg.
33x100 RC · 13"x40" RC	B208A	4	1,330	25,63	26	63,84	1231
33x100 RC REL · 13"x40" RC REL	B210DEC	4	1,330	25,63	26	63,84	1231





Dover Smoke 60x120x2 RC

# Dover

STONE COLLECTION

OUTDOOR20

PORCELÁNICO · PORCELAIN

				Dover White 31,6x60,8cm
Dover White 100x100cm RC	Dover White 60x120cm RC	Dover White 60x60cm RC		Dover White 31,6x60,8cm
Dover White 100x100x2cm RC	Dover White 60x120x2cm RC	Dover White 60x60x2cm RC		Dover Rel 2 White 31,6x60,8cm
				Dover Cream 31,6x60,8cm
Dover Cream 100x100cm RC	Dover Cream 60x120cm RC	Dover Cream 60x60cm RC		Dover Cream 31,6x60,8cm
Dover Cream 100x100x2cm RC	Dover Cream 60x120x2cm RC	Dover Cream 60x60x2cm RC		Dover Rel 2 Cream 31,6x60,8cm
				Dover Smoke 31,6x60,8cm
Dover Smoke 100x100cm RC	Dover Smoke 60x120cm RC	Dover Smoke 60x60cm RC		Dover Smoke 31,6x60,8cm
Dover Smoke 100x100x2cm RC	Dover Smoke 60x120x2cm RC	Dover Smoke 60x60x2cm RC		Dover Rel 2 Smoke 31,6x60,8cm
				Dover Grey 31,6x60,8cm
Dover Grey 100x100cm RC	Dover Grey 60x120cm RC	Dover Grey 60x60cm RC		Dover Grey 31,6x60,8cm
Dover Grey 100x100x2cm RC	Dover Grey 60x120x2cm RC	Dover Grey 60x60x2cm RC		Dover Rel 2 Grey 31,6x60,8cm

EMBALAJE PACKING	CARACTERÍSTICAS TÉCNICAS TECHNICAL CHARACTERISTICS							CÓD. PRECIO PRICE CODE	CAJAS BOXES			PALET PALLET					
	P	PR	PR	V	COLOUR BODY	CT	R		A-B-C	GRAPH. VARIETY	COLOUR VARIAT.	PIEZAS PIECES	m <sup>2</sup>	Kg.	CAJAS BOXES	m <sup>2</sup>	Kg.
31,6x60,8 · 12"x24"	●	●	●	●	●	CT1	R9	A	20	V2	B186A	6	1,150	24	40	46,00	892
31,6x60,8 ANTISLIP · 12"x24" ANTISLIP	●	●	●	●	●	CT3	R11	C	20	V2	B205DEC	6	1,150	24	40	46,00	892
31,6x60,8 REL · 12"x24" REL	●	●	●	●	●	●	●	●	20	V2	B205DEC	6	1,150	24	40	46,00	892
60x60 RC · 24"x24" RC	●	●	●	●	●	CT2	R10	B	18	V2	B226B	3	1,080	23	40	43,20	900
60x120 RC · 24"x48" RC	●	●	●	●	●	CT2	R10	B	18	V2	B310C	2	1,440	31	36	51,84	1045
100x100 RC · 40"x40" RC	●	●	●	●	●	CT2	R10	B	12	V2	B311	2	2,000	48	24	48,00	1135
60x60x2 RC · 24"x24"x0,8" RC OUTDOOR20	●	●	●	●	●	CT3	R11	C	18	V2	B410A	2	0,720	34	30	21,60	1015
60x120x2 RC · 24"x48"x0,8" RC OUTDOOR20	●	●	●	●	●	CT3	R11	C	18	V2	B600C	1	0,720	34	27	19,44	928
100x100x2 RC · 40"x40"x0,8" RC OUTDOOR20	●	●	●	●	●	CT3	R11	C	12	V2	B600A	1	1,000	48	24	24,00	1143

DISPONIBLE PIEZA  
ESPECIAL pag.208  
AVAILABLE  
COMPLEMENTARY  
PIECE p.208



# Dover

STONE COLLECTION

PASTA BLANCA · WHITE BODY



Dover White 30x90cm RC



Dover Cream 30x90cm RC



Polaris White 30x90cm RC




Polaris Cream 30x90cm RC



Draco White 30x90cm RC



Draco Cream 30x90cm RC



Dover Grey 30x90cm RC



Polaris Grey 30x90cm RC



Draco Grey 30x90cm RC

Dover Grey 30x90 RC · Polaris Grey 30x90 RC  
Dover Grey 60x60 RC

REFERENCIA REFERENCE	CARACTERÍSTICAS TÉCNICAS · TECHNICAL CHARACTERISTICS						
	COLOUR BODY	CT	R	A-B-C	GRAPH. VARIETY	COLOUR VARIATION	
30x90 RC · 12"x36" RC	●				20	V2	
30x90 RC REL · 12"x36" RC REL	●				20	V2	


EMBALAJE PACKING	CÓD. PRECIO PRICE CODE	CAJAS · BOXES		PALET · PALLET			
		PIEZAS PIECES	m <sup>2</sup>	Kg.	CAJAS BOXES	m <sup>2</sup>	Kg.
30x90 RC · 12"x36" RC	B208C	4	1,080	20	48	51,84	1037
30x90 RC REL · 12"x36" RC REL	B209	4	1,080	20	48	51,84	1037





**Eifel** STONE COLLECTION

PORCELÁNICO · PORCELAIN




Eifel Blanco  
31,6x60,8cm



Eifel Beige  
31,6x60,8cm



Eifel Mix  
31,6x60,8cm



Eifel Negro  
31,6x60,8cm

REFERENCIA REFERENCE	CARACTERÍSTICAS TÉCNICAS TECHNICAL CHARACTERISTICS					
	COLOUR BODY	CT	R	A-B-C	GRAPH. VARIETY	COLOUR VARIATION
31,6x60,8 · 12"x24"	●	●	CT2	R10	B	2B V3

EMBALAJE PACKING	CÓD. PRECIO PRICE CODE	CAJAS · BOXES		PALET · PALLET	
		PIEZAS PIECES	m <sup>2</sup> Kg.	CAJAS BOXES	m <sup>2</sup> Kg.
31,6x60,8 · 12"x24"	B186A	6	1,150 24	40	46 892

Eifel Mix 31,6x60,8

DISPONIBLE PIEZA ESPECIAL pág.226  
AVAILABLE COMPLEMENTARY PIECE p.226






# Essential

STONE COLLECTION


## PASTA BLANCA · WHITE BODY




Essential White 33x100cm RC



Essential Taupe 33x100cm RC




Essential Rel White 33x100cm RC



Essential Rel Taupe 33x100cm RC



Essential Dec White 33x100cm RC




Essential Dec Taupe 33x100cm RC



Essential Grey 33x100cm RC




Essential Rel Grey 33x100cm RC



Essential Dec Grey 33x100cm RC

## PORCELÁNICO · PORCELAIN



Essential White 60x60cm RC



Essential Taupe 60x60cm RC



Essential Grey 60x60cm RC

REFERENCIA REFERENCE	CARACTERÍSTICAS TÉCNICAS TECHNICAL CHARACTERISTICS										
	P	PB	PR	D	V	COLOUR BODY	CT	R	A-B-C	GRAPH. VARIETY	COLOUR VARIATION
60x60 RC · 24"x24" RC	•	•	•	•	•		CT1	R9	A	8	V2
33x100 RC · 13"x40" RC	•	•	•	•	•					16	V2
33x100 RC REL · 13"x40" RC REL	•	•	•	•	•					16	V2
33x100 RC DEC · 13"x40" RC DEC	•	•	•	•	•					16	V2

EMBALAJE PACKING	CÓD. PRECIO PRICE CODE	CAJAS · BOXES			PALET · PALLET		
		PIEZAS PIECES	m <sup>2</sup>	Kg.	CAJAS BOXES	m <sup>2</sup>	Kg.
60x60 RC · 24"x24" RC	B226B	3	1,080	23	40	46,00	900
33x100 RC · 13"x40" RC	B208A	4	1,330	26	48	63,84	1231
33x100 RC REL · 13"x40" RC REL	B230DEC	4	1,330	26	48	63,84	1231
33x100 RC DEC · 13"x40" RC DEC	B230DEC	4	1,330	26	48	63,84	1231

Essential Dec Grey 33x100 RC · Essential Grey 33x100 RC

DISPONIBLE PIEZA ESPECIAL pág.226  
AVAILABLE COMPLEMENTARY PIECE p.226





# Eternal Stone

STONE COLLECTION

OUTDOOR20


PORCELÁNICO · PORCELAIN



Eternal Stone Grey 100x100cm RC

Eternal Stone Grey 100x100cm RC

Eternal Stone Grey 100x100x2cm RC



Eternal Stone Grey 60x120cm RC



Eternal Stone Grey 60x60cm RC

Eternal Stone Grey 60x60x2cm RC



Eternal Stone Graphite 100x100cm RC

Eternal Stone Graphite 100x100cm RC

Eternal Stone Graphite 100x100x2cm RC



Eternal Stone Graphite 60x120cm RC



Eternal Stone Graphite 60x60cm RC

Eternal Stone Graphite 60x60x2cm RC



Eternal Stone Dark 100x100cm RC

Eternal Stone Dark 100x100cm RC

Eternal Stone Dark 100x100x2cm RC



Eternal Stone Dark 60x120cm RC



Eternal Stone Dark 60x60cm RC

Eternal Stone Dark 60x60x2cm RC



Eternal Stone Dark 60x90x2cm RC

REFERENCIA REFERENCE	CARACTERÍSTICAS TÉCNICAS / TECHNICAL CHARACTERISTICS						
	COLOUR BODY	CT	R	A-B-C	GRAPH. VARIETY	COLOUR VARIATION	
60x60 RC · 24"x24" RC	●	CT1	R9	A	16	V3	
60x120 RC · 24"x48" RC	●	CT1	R9	A	9	V3	
100x100 RC · 40"x40" RC	●	CT1	R9	A	9	V3	
100x100 RC ANTISLIP · 40"x40" RC ANTISLIP	●	CT3	R11	C	9	V3	
60x60x2 RC · 24"x24"x0,8" RC OUTDOOR20	●	CT3	R11	C	16	V3	
60x90x2 RC · 24"x36"x0,8" RC OUTDOOR20	●	CT3	R11	C	16	V3	
100x100x2 RC · 40"x40"x0,8" RC OUTDOOR20	●	CT3	R11	C	9	V3	

EMBALAJE PACKING	CÓD. PRECIO PRICE CODE	CAJAS / BOXES			PALET / PALLET		
		PIEZAS PIECES	m <sup>2</sup>	Kg.	CAJAS BOXES	m <sup>2</sup>	Kg.
60x60 RC · 24"x24" RC	B226B	3	1,080	23	40	43,20	900
60x120 RC · 24"x48" RC	B310C	2	1,440	31	36	51,84	1045
100x100 RC · 40"x40" RC	B311	2	2,000	48	24	48,00	1135
100x100 RC ANTISLIP · 40"x40" RC ANTISLIP	B311DEC	2	2,000	48	24	48,00	1135
60x60x2 RC · 24"x24"x0,8" RC OUTDOOR20	B410A	2	0,720	34	30	21,60	1015
60x90x2 RC · 24"x36"x0,8" RC OUTDOOR20	B524A	2	1,080	50	24	25,92	1190
100x100x2 RC · 40"x40"x0,8" RC OUTDOOR20	B600A	1	1,000	48	24	24,00	1143

DISPONIBLE PIEZA ESPECIAL pág.226  
AVAILABLE COMPLEMENTARY PIECE p.226

Eternal Stone Grey 60x60x2 RC  
Rotterdam Nature 29,5x120x2 RC  
Eternal Stone Grey 60x60x2 RC





# Fossil STONE COLLECTION

PORCELÁNICO · PORCELAIN



Fossil White Givré 60x60cm RC

Fossil White Givré 100x100cm RC



Fossil Grey Givré 60x60cm RC

Fossil Grey Givré 100x100cm RC



Fossil Dark Givré 60x60cm RC

Fossil Dark Givré 100x100cm RC

Fossil Grey Givré 100x100 RC

REFERENCIA REFERENCE	CARACTERÍSTICAS TÉCNICAS TECHNICAL CHARACTERISTICS		COLOUR VARIATION			
	CT	R	A-B-C	GRAPH. VARIETY	COLOUR VARIATION	
60x60 RC - 24"x24" RC	CT1	R9	A	8	V2	
100x100 RC - 40"x40" RC	CT1	R9	A	4	V2	

EMBALAJE PACKING	CÓD. PRECIO PRICE CODE	CAJAS BOXES		PALET PALLET	
		PIEZAS PIECES	m <sup>2</sup> Kg.	CAJAS BOXES	m <sup>2</sup> Kg.
60x60 RC - 24"x24" RC	B226B	3	1,080	23	40
100x100 RC - 40"x40" RC	B311	2	2,000	48	24

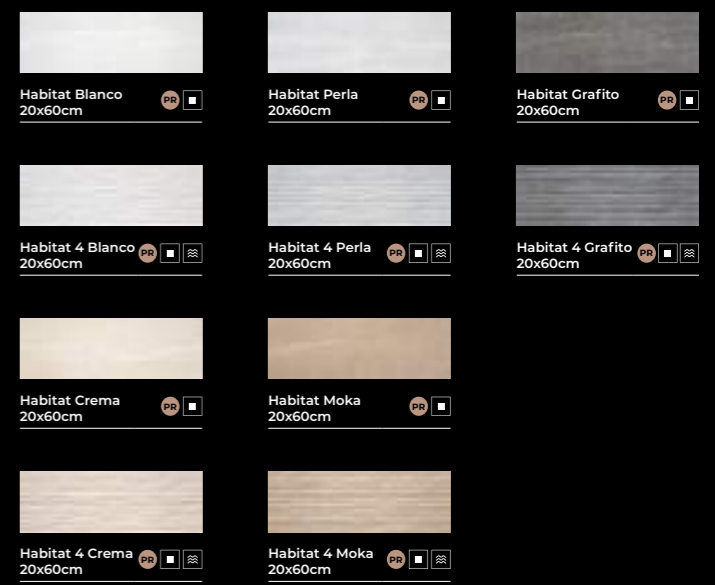
DISPONIBLE PIEZA ESPECIAL pág. 226  
AVAILABLE COMPLEMENTARY PIECE p.226



# Habitat

STONE COLLECTION

PASTA ROJA · RED BODY



Habitat Grafito 20x60

REFERENCIA REFERENCE	CARACTERÍSTICAS TÉCNICAS / TECHNICAL CHARACTERISTICS								
	●	●	●	●	CT	R	A-B-C	GRAPH. VARIETY	COLOUR VARIATION
20x60 · 8"x24"	●	●	●	●				18	V2
20x60 REL · 8"x24" REL	●	●	●	●				18	V2

EMBALAJE PACKING	CÓD. PRECIO PRICE CODE	CAJAS / BOXES			PALET / PALLET		
		PIEZAS PIECES	m <sup>2</sup>	Kg.	CAJAS BOXES	m <sup>2</sup>	Kg.
20x60 · 8"x24"	B115	10	1,200	19	64	76,80	1215
20x60 REL · 8"x24" REL	B138DEC	10	1,200	19	64	76,80	1215





# Hardblue

STONE COLLECTION

OUTDOOR20 BIM LIBRARY

PORCELÁNICO · PORCELAIN



Hardblue White 100x100cm RC  
Hardblue White 100x100x2cm RC



Hardblue Grey 100x100cm RC  
Hardblue Grey 100x100x2cm RC



Hardblue Graphite 100x100cm RC  
Hardblue Graphite 100x100x2cm RC



Hardblue Dark 100x100cm RC  
Hardblue Dark 100x100x2cm RC



Hardblue White 60x120cm RC  
Hardblue White 60x120x2cm RC



Hardblue Grey 60x120cm RC  
Hardblue Grey 60x120x2cm RC



Hardblue Graphite 60x120cm RC  
Hardblue Graphite 60x120x2cm RC



Hardblue Dark 60x120cm RC  
Hardblue Dark 60x120x2cm RC



Hardblue White 60x60cm RC  
Hardblue White 60x60x2cm RC



Hardblue Grey 60x60cm RC  
Hardblue Grey 60x60x2cm RC



Hardblue Graphite 60x60cm RC  
Hardblue Graphite 60x60x2cm RC



Hardblue Dark 60x60cm RC  
Hardblue Dark 60x60x2cm RC

Hardblue White 60x120x2 RC  
Hardblue Graphite 60x120x2 RC  
Hardblue Dec 2 60x120x2 RC

EMBALAJE PACKING	CARACTERÍSTICAS TÉCNICAS / TECHNICAL CHARACTERISTICS						CÓD. PRECIO PRICE CODE	CAJAS / BOXES		PALET / PALLET			
	COLOUR BODY	CT	R	A-B-C	GRAPH VARIETY	COLOUR VARIAT.		PIEZAS PIECES	m <sup>2</sup>	Kg.	CAJAS BOXES	m <sup>2</sup>	Kg.
60x60 RC - 24"x24" RC	•	•	•	•	•	•	B226B	3	1,080	23	40	43,20	900
60x120 RC - 24"x48" RC	•	•	•	•	•	•	B310C	2	1,440	31	36	51,84	1045
100x100 RC - 40"x40" RC	•	•	•	•	•	•	B311	2	2,000	48	24	48,00	1135
60x60x2 RC - 24"x24"x0,8" RC OUTDOOR20	•	•	•	•	•	•	B410A	2	0,720	34	30	21,60	1015
60x120x2 RC - 24"x24"x0,8" RC OUTDOOR20	•	•	•	•	•	•	B600C	1	0,720	34	27	19,44	928
100x100x2 RC - 40"x40"x0,8" RC OUTDOOR20	•	•	•	•	•	•	B600A	1	1,000	48	24	24,00	1143

DISPONIBLE PIEZA ESPECIAL pág.226  
AVAILABLE COMPLEMENTARY PIECE p.226





# Hardblue

STONE COLLECTION

OUTDOOR20 BIM LIBRARY


PORCELÁNICO · PORCELAIN



Hardblue Dec 1 100x100cm RC  
Hardblue Dec 1 100x100x2cm RC



Hardblue Dec 1 60x120cm RC  
Hardblue Dec 1 60x120x2cm RC



Hardblue Dec 1 60x60cm RC  
Hardblue Dec 1 60x60x2cm RC




Hardblue Dec 2 100x100cm RC  
Hardblue Dec 2 100x100x2cm RC



Hardblue Dec 2 60x120cm RC  
Hardblue Dec 2 60x120x2cm RC



Hardblue Dec 2 60x60cm RC  
Hardblue Dec 2 60x60x2cm RC



Hardblue Dec 3 100x100cm RC  
Hardblue Dec 3 100x100x2cm RC



Hardblue Dec 3 60x120cm RC  
Hardblue Dec 3 60x120x2cm RC



Hardblue Dec 3 60x60cm RC  
Hardblue Dec 3 60x60x2cm RC

Hardblue Grey 60x60x2 RC  
Hardblue Dec 2 60x60x2 RC

EMBALAJE PACKING	CARACTERÍSTICAS TÉCNICAS / TECHNICAL CHARACTERISTICS						CÓD. PRECIO PRICE CODE	CAJAS / BOXES		PALET / PALLET			
	P	PR	PR	PR	PR	PR		PIEZAS PIECES	m <sup>2</sup>	Kg.	CAJAS BOXES	m <sup>2</sup>	Kg.
60x60 RC - 24"x24" RC	●	●	●	●	●	●	B226B	3	1,080	23	40	43,20	900
60x120 RC - 24"x48" RC	●	●	●	●	●	●	B310C	2	1,440	31	36	51,84	1045
100x100 RC - 40"x40" RC	●	●	●	●	●	●	B311	2	2,000	48	24	48,00	1135
60x60x2 RC - 24"x24"x0,8" RC OUTDOOR20	●	●	●	●	●	●	B410A	2	0,720	34	30	21,60	1015
60x120x2 RC - 24"x24"x0,8" RC OUTDOOR20	●	●	●	●	●	●	B600C	1	0,720	34	27	19,44	928
100x100x2 RC - 40"x40"x0,8" RC OUTDOOR20	●	●	●	●	●	●	B600A	1	1,000	48	24	24,00	1143

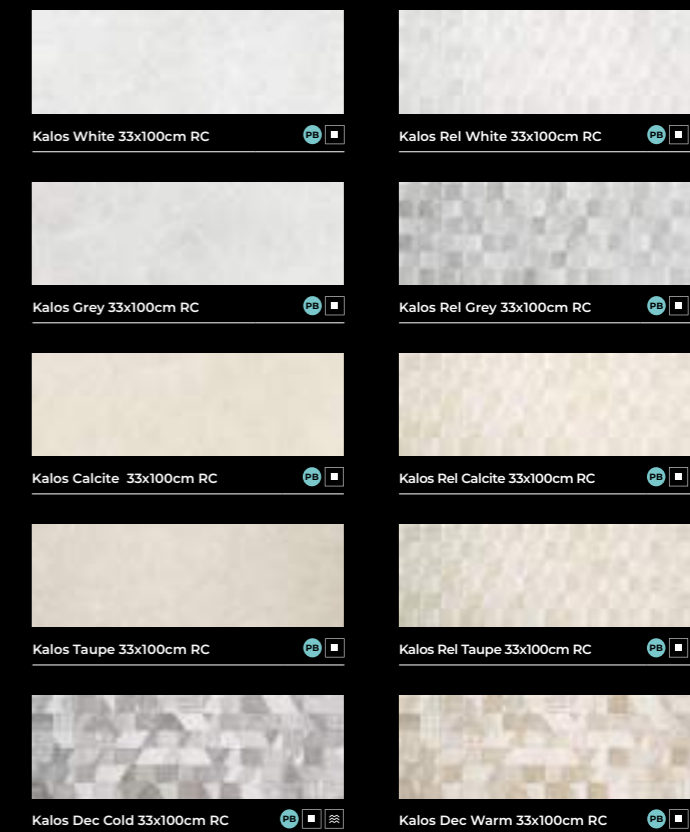
DISPONIBLE PIEZA ESPECIAL pág.226  
AVAILABLE COMPLEMENTARY PIECE p.226



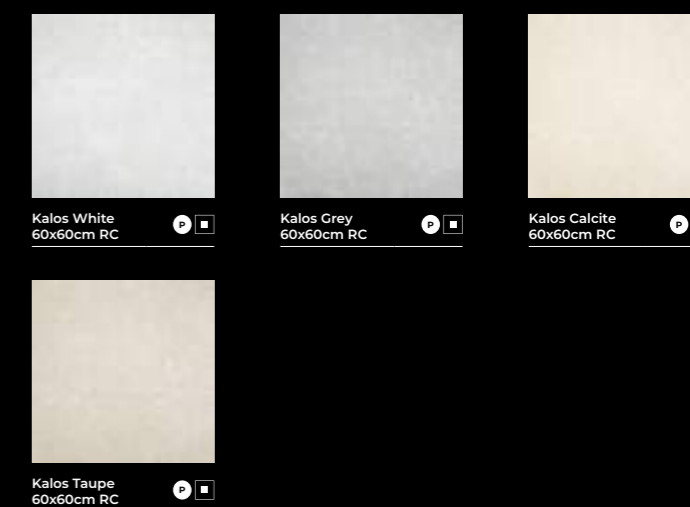


# Kalos STONE COLLECTION

## PASTA BLANCA · WHITE BODY



## PORCELÁNICO · PORCELAIN



REFERENCIA REFERENCE	CARACTERÍSTICAS TÉCNICAS TECHNICAL CHARACTERISTICS					
	COLOUR BODY	CT	R	A-B-C	GRAPH. VARIETY	COLOUR VARIATION
60x60 RC · 24"x24" RC	●		CT1	R9	A	7 V2
33x100 RC · 13"x40" RC	●					12 V2
33x100 RC REL · 13"x40" RC REL	●					5 V2
33x100 RC DEC · 13"x40" RC DEC	●					1 V2

EMBALAJE PACKING	CÓD. PRECIO PRICE CODE	CAJAS BOXES		PALET PALLET	
		PIEZAS PIECES	m <sup>2</sup> Kg.	CAJAS BOXES	m <sup>2</sup> Kg.
60x60 RC · 24"x24" RC	B226B	3	1,080 23	40	43,20 900
33x100 RC · 13"x40" RC	B208A	4	1,330 26	48	63,84 1231
33x100 RC REL · 13"x40" RC REL	B230DEC	4	1,330 26	48	63,84 1231
33x100 RC DEC · 13"x40" RC DEC	B230DEC	4	1,330 26	48	63,84 1231

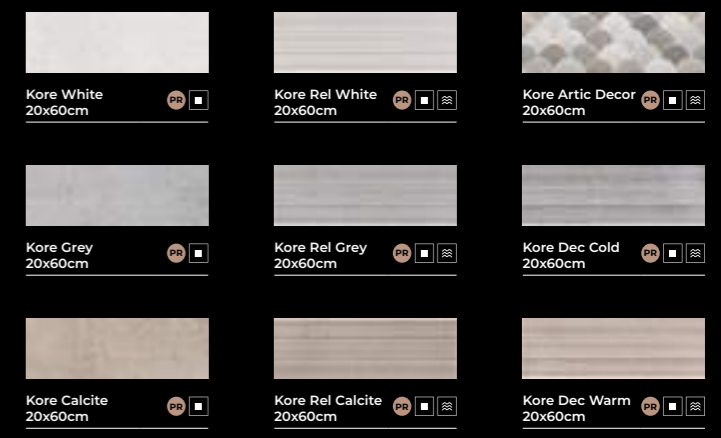
Kalos Calcite 33x100 RC · Kalos Dec Warm 33x100 RC  
Kalos Calcite 60x60 RC

DISPONIBLE PIEZA ESPECIAL pág.226  
AVAILABLE COMPLEMENTARY PIECE p.226



**Kore** STONE COLLECTION

PASTA ROJA · RED BODY



Kore White 20x60 · Kore Rel White 20x60

REFERENCIA REFERENCE	CARACTERÍSTICAS TÉCNICAS TECHNICAL CHARACTERISTICS		COLOUR BODY	CT	R	A-B-C	GRAPH. VARIETY	COLOUR VARIATION
	P	PR						
20x60 · 8"x24"	●	●					12	V2
20x60 REL · 8"x24" REL	●	●					12	V2
20x60 DEC · 8"x24" DEC	●	●					1	V2

EMBALAJE PACKING	CÓD. PRECIO PRICE CODE	CAJAS BOXES			PALET PALLET		
		PIEZAS PIECES	m <sup>2</sup>	Kg.	CAJAS BOXES	m <sup>2</sup>	Kg.
20x60 · 8"x24"	B115	10	1,200	19	64	76,80	1215
20x60 REL · 8"x24" REL	B138DEC	10	1,200	19	64	76,80	1215
20x60 DEC · 8"x24" DEC	B138DEC	10	1,200	19	64	76,80	1215






Legacy White 40x120x0,7 RC  
 Legacy Rel White 40x120x0,7 RC  
 Legacy Grey 60x60 RC

# Legacy

STONE COLLECTION

VIKER


PORCELÁNICO · PORCELAIN



Legacy White 40x120x0,7cm RC



Legacy Rel White 40x120x0,7cm RC



Legacy Cream 40x120x0,7cm RC




Legacy Rel Cream 40x120x0,7cm RC



Legacy Taupe 40x120x0,7cm RC



Legacy Rel Taupe 40x120x0,7cm RC




Legacy Grey 40x120x0,7cm RC




Legacy Rel Grey 40x120x0,7cm RC



Legacy White 60x60cm RC



Legacy Cream 60x60cm RC



Legacy Taupe 60x60cm RC



Legacy Grey 60x60cm RC

REFERENCIA REFERENCE	CARACTERÍSTICAS TÉCNICAS / TECHNICAL CHARACTERISTICS					
	COLOUR BODY	CT	R	A-B-C	GRAPH. VARIETY	COLOUR VARIATION
40x120x0,7 RC - 16"x48"x0,3" RC VIKER	●	●	●	●	24	V3
40x120x0,7 RC REL - 16"x48"x0,3" RC REL VIKER	●	●	●	●	10	V3
60x60 RC - 24"x24" RC	●	●	●	●	16	V3

EMBALAJE PACKING	CÓD. PRECIO PRICE CODE	CAJAS / BOXES			PALET / PALLET		
		PIEZAS PIECES	m <sup>2</sup>	Kg.	CAJAS BOXES	m <sup>2</sup>	Kg.
40x120x0,7 RC - 16"x48"x0,3" RC VIKER	B288	4	1,920	30	24	46,08	715
40x120x0,7 RC REL - 16"x48"x0,3" RC REL VIKER	B312DEC	5	2,400	38	18	43,20	685
60x60 RC - 24"x24" RC	B226B	3	1,080	23	40	43,20	900

DISPONIBLE PIEZA ESPECIAL pág.226  
 AVAILABLE COMPLEMENTARY PIECE p.226





# Livermore

STONE COLLECTION

OUTDOOR20

PORCELÁNICO · PORCELAIN

Livermore White 100x100cm RC	Livermore Pearl 100x100cm RC	Livermore Grey 100x100cm RC	Livermore Calcita 100x100cm RC
Livermore White 100x100cm RC	Livermore Pearl 100x100cm RC	Livermore Grey 100x100cm RC	Livermore Calcita 100x100cm RC
Livermore White 100x100x2cm RC	Livermore Pearl 100x100x2cm RC	Livermore Grey 100x100x2cm RC	Livermore Calcita 100x100x2cm RC

Livermore White 60x120cm RC	Livermore White 60x120x2cm RC	Livermore White 60x60cm RC	Livermore White 31,6x60,8cm
Livermore White 60x120cm RC	Livermore White 60x120x2cm RC	Livermore White 60x60cm RC	Livermore White 31,6x60,8cm
Livermore White 60x120x2cm RC	Livermore White 60x120x2cm RC	Livermore White 60x60x2cm RC	Livermore White 31,6x60,8cm

Livermore Pearl 60x120cm RC	Livermore Pearl 60x120x2cm RC	Livermore Pearl 60x60cm RC	Livermore Pearl 31,6x60,8cm
Livermore Pearl 60x120cm RC	Livermore Pearl 60x120x2cm RC	Livermore Pearl 60x60cm RC	Livermore Pearl 31,6x60,8cm
Livermore Pearl 60x120x2cm RC	Livermore Pearl 60x120x2cm RC	Livermore Pearl 60x60x2cm RC	Livermore Pearl 31,6x60,8cm

Livermore Grey 60x120cm RC	Livermore Grey 60x120x2cm RC	Livermore Grey 60x60cm RC	Livermore Grey 60x60x2cm RC
Livermore Grey 60x120cm RC	Livermore Grey 60x120x2cm RC	Livermore Grey 60x60cm RC	Livermore Grey 60x60x2cm RC
Livermore Grey 60x120x2cm RC	Livermore Grey 60x120x2cm RC	Livermore Grey 60x60x2cm RC	Livermore Grey 60x60x2cm RC

Livermore Calcita 60x120cm RC	Livermore Calcita 60x120x2cm RC	Livermore Calcita 60x60cm RC	Livermore Calcita 31,6x60,8cm
Livermore Calcita 60x120cm RC	Livermore Calcita 60x120x2cm RC	Livermore Calcita 60x60cm RC	Livermore Calcita 31,6x60,8cm
Livermore Calcita 60x120x2cm RC	Livermore Calcita 60x120x2cm RC	Livermore Calcita 60x60x2cm RC	Livermore Calcita 31,6x60,8cm

EMBALAJE PACKING	CARACTERÍSTICAS TÉCNICAS TECHNICAL CHARACTERISTICS						CÓD. PRECIO PRICE CODE	CAJAS BOXES			PALET PALLET		
	CT	R	A+B+C	GRAPH. VARIETY	COLOUR VARIAT.	PIEZAS PIECES		m²	Kg.	CAJAS BOXES	m²	Kg.	
31,6x60,8 · 12"x24"	●	●	●	●	●	●	B186A	6	1,150	24	40	46,12	892
31,6x60,8 ANTISLIP · 12"x24" ANTISLIP	●	●	●	●	●	●	B205DEC	6	1,150	24	40	46,12	892
60x60 RC · 24"x24" RC	●	●	●	●	●	●	B226B	3	1,080	23	40	43,20	900
60x60 RC ANTISLIP · 24"x24" RC ANTISLIP	●	●	●	●	●	●	B226DEC	3	1,080	23	40	43,20	900
60x120 RC · 24"x48" RC	●	●	●	●	●	●	B310C	2	1,440	31	36	51,84	1045
100x100 RC · 40"x40" RC	●	●	●	●	●	●	B311	2	2,000	48	24	48,00	1135
100x100 RC ANTISLIP · 40"x40" RC ANTISLIP	●	●	●	●	●	●	B311DEC	2	2,000	48	24	48,00	1135
60x60x2 RC · 24"x24"x0,8" RC OUTDOOR20	●	●	●	●	●	●	B410A	2	0,720	34	30	21,60	1015
60x120x2 RC · 24"x48"x0,8" RC OUTDOOR20	●	●	●	●	●	●	B600C	1	0,720	34	27	19,44	928
100x100x2 RC · 40"x40"x0,8" RC OUTDOOR20	●	●	●	●	●	●	B600A	1	1,000	48	24	24,00	1143

DISPONIBLE PIEZA ESPECIAL pag.208  
AVAILABLE COMPLEMENTARY PIECE p.208





Atria White 33x100 RC · Livermore White 33x100 RC · Rotterdam Rovere 25x150 RC

# Livermore STONE COLLECTION

PASTA BLANCA · WHITE BODY




Livermore White 33x100cm RC



Livermore Pearl 33x100cm RC



Livermore Grey 33x100cm RC



Livermore Calcita 33x100cm RC



Atria White 33x100cm RC



Atria Pearl 33x100cm RC



Atria Grey 33x100cm RC



Atria Calcita 33x100cm RC

EMBALAJE PACKING	CARACTERÍSTICAS TÉCNICAS / TECHNICAL CHARACTERISTICS							CÓD. PRECIO PRICE CODE	CAJAS / BOXES			PALET / PALLET					
	P	PB	PB	O	V	COLOUR BODY	CT		R	A-B-C	GRAPH. VARIETY	COLOUR VARIATION	PIEZAS PIECES	m <sup>2</sup>	Kg.	CAJAS BOXES	m <sup>2</sup>
33x100 RC · 13"x40" RC	●											4	1,330	26	48	63,84	1231
33x100 RC REL · 13"x40" RC REL	●											4	1,330	26	48	63,84	1231



Livermore Grey 33x100 RC · Atria Grey 33x100 RC · Livermore Grey 100x100 RC





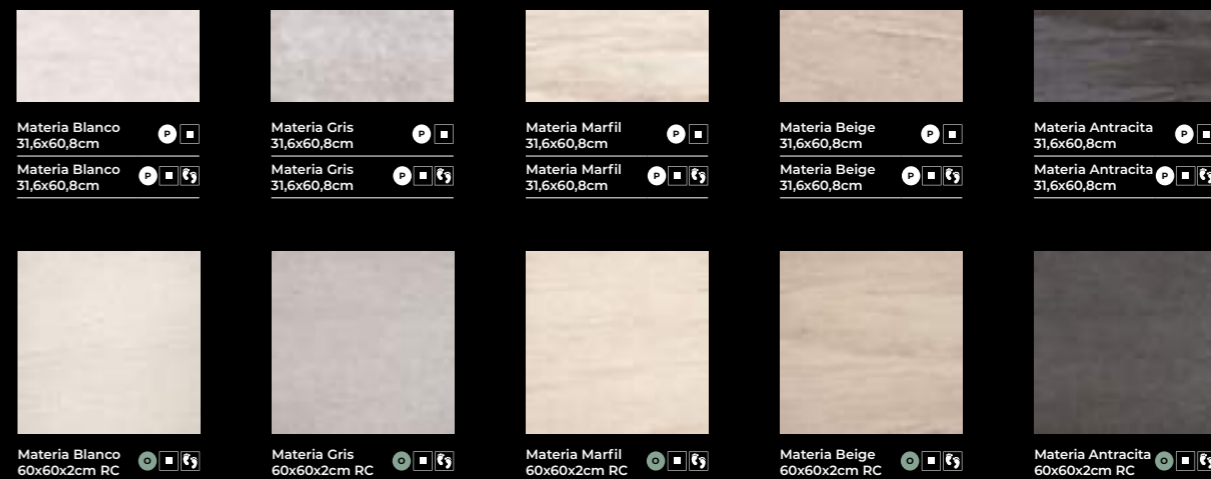
Materia Marfil 31,6x60,8

# Materia

STONE COLLECTION

OUTDOOR20

PASTA BLANCA · WHITE BODY



EMBALAJE PACKING	CARACTERÍSTICAS TÉCNICAS TECHNICAL CHARACTERISTICS					CÓD. PRECIO PRICE CODE	CAJAS · BOXES			PALET · PALLET			
	COLOUR BODY	CT	R	A·B·C	GRAPH. VARIETY		COLOUR VARIAT.	PIEZAS PIECES	m <sup>2</sup>	Kg.	CAJAS BOXES	m <sup>2</sup>	Kg.
31,6x60,8 · 12"x24"	●	CT1	R9	A	24	V4	B186A	6	1,150	24	40	46,00	892
31,6x60,8 ANTISLIP · 12"x24" ANTISLIP	●	CT3	R11	C	24	V4	B205DEC	6	1,150	24	40	46,00	892
60x60x2 RC · 24"x24"x0,8" RC OUTDOOR20	●	CT3	R11	C	12	V4	B410A	2	0,720	34	30	21,60	1015

DISPONIBLE PIEZA  
ESPECIAL pag.208  
AVAILABLE  
COMPLEMENTARY  
PIECE p.208



Materia Beige 60x60x2 RC






# Materia

STONE COLLECTION

PASTA BLANCA · WHITE BODY



Materia Blanco 33x100cm RC



Materia Rel Blanco 33x100cm RC



Materia Gris 33x100cm RC



Materia Rel Gris 33x100cm RC

Materia Blanco 33x100 RC · Materia Rel Blanco 33x100 RC  
Materia Blanco 60x60

REFERENCIA REFERENCE	CARACTERÍSTICAS TÉCNICAS TECHNICAL CHARACTERISTICS		COLOUR VARIATION			
	CT	R	A-B-C	GRAPH. VARIETY	COLOUR VARIATION	
33x100 RC · 13"x40" RC	●			12	V2	
33x100 RC REL · 13"x40" RC REL	●			1	V2	

EMBALAJE PACKING	CÓD. PRECIO PRICE CODE	CAJAS · BOXES			PALET · PALLET		
		PIEZAS PIECES	m <sup>2</sup>	Kg.	CAJAS BOXES	m <sup>2</sup>	Kg.
33x100 RC · 13"x40" RC	B20BA	4	1,330	26	48	63,84	1231
33x100 RC REL · 13"x40" RC REL	B230DEC	4	1,330	26	48	63,84	1231







# Maui

STONE COLLECTION

PORCELÁNICO · PORCELAIN




Maui White 100x100cm RC




Maui White 60x120cm RC



Maui Sand 100x100cm RC



Maui Sand 60x120cm RC



Maui Grey 100x100cm RC



Maui Grey 60x120cm RC

Maui Grey 100x100 RC

REFERENCIA REFERENCE	CARACTERÍSTICAS TÉCNICAS TECHNICAL CHARACTERISTICS									
	P	PS	PR	C	COLOUR BODY	CT	R	A-B-C	GRAPH. VARIETY	COLOUR VARIATION
60x120 RC - 24"x48" RC	●	●	●	●	●	●	●	●	12	V2
100x100 RC - 40"x40" RC	●	●	●	●	●	●	●	●	8	V2

EMBALAJE PACKING	CÓD. PRECIO PRICE CODE	CAJAS BOXES			PALET PALLET		
		PIEZAS PIECES	m <sup>2</sup>	Kg.	CAJAS BOXES	m <sup>2</sup>	Kg.
60x120 RC - 24"x48" RC	B310C	2	1,440	31	36	51,84	1045
100x100 RC - 40"x40" RC	B311	2	2,000	48	24	48,00	1135

DISPONIBLE PIEZA ESPECIAL pág.226  
AVAILABLE COMPLEMENTARY PIECE p.226





Moon STONE COLLECTION

OUTDOOR20

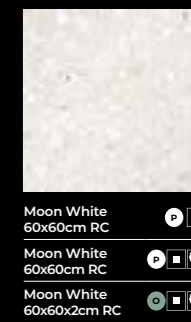
PORCELÁNICO · PORCELAIN



Moon White 100x100cm RC  
Moon White 100x100x2cm RC



Moon White 60x120cm RC  
Moon White 60x120x2cm RC



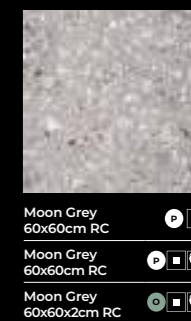
Moon White 60x60cm RC  
Moon White 60x60x2cm RC



Moon Grey 100x100cm RC  
Moon Grey 100x100x2cm RC



Moon Grey 60x120cm RC  
Moon Grey 60x120x2cm RC



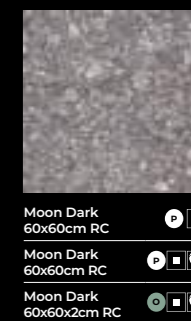
Moon Grey 60x60cm RC  
Moon Grey 60x60x2cm RC



Moon Dark 100x100cm RC  
Moon Dark 100x100x2cm RC



Moon Dark 60x120cm RC  
Moon Dark 60x120x2cm RC



Moon Dark 60x60cm RC  
Moon Dark 60x60x2cm RC

EMBALAJE PACKING	CARACTERÍSTICAS TÉCNICAS / TECHNICAL CHARACTERISTICS						CÓD. PRECIO PRICE CODE	CAJAS / BOXES		PALET / PALLET							
	P	PB	PR	V	COLOUR BODY	CT		R	A-B-C	GRAPH VARIETY	COLOUR VARIAT.	PIEZAS PIECES	m <sup>2</sup>	Kg.	CAJAS BOXES	m <sup>2</sup>	Kg.
60x60 RC - 24"x24" RC	●					CT1	R9	A	20	V3	B226B	3	1,080	23	40	43,20	900
60x60 RC ANTISLIP - 24"x24" RC ANTISLIP	●					CT3	R11	C	20	V3	B226DEC	3	1,080	23	40	43,20	900
60x120 RC - 24"x48" RC	●					CT1	R9	A	20	V3	B310C	2	1,440	31	36	51,84	1045
100x100 RC - 40"x40" RC	●					CT1	R9	A	10	V3	B311	2	2,000	48	24	48,00	1135
100x100 RC ANTISLIP - 40"x40" RC ANTISLIP	●					CT3	R11	C	10	V3	B311DEC	2	2,000	48	24	48,00	1135
60x60x2 RC - 24"x24"x0,8" RC OUTDOOR20	●					CT3	R11	C	20	V3	B410A	2	0,720	34	30	21,60	1015
100x100x2 RC - 40"x40"x0,8" RC OUTDOOR20	●					CT3	R11	C	10	V3	B600A	1	1,000	48	24	24,00	1143

DISPONIBLE PIEZA ESPECIAL pág.226  
AVAILABLE COMPLEMENTARY PIECE p.226

Moon Grey 100x100 RC





Muse STONE COLLECTION

VIKER

PORCELÁNICO · PORCELAIN



Muse White 40x120x0,7cm RC



Muse Rel White 40x120x0,7cm RC



Muse Cream 40x120x0,7cm RC



Muse Rel Cream 40x120x0,7cm RC



Muse Grey 40x120x0,7cm RC



Muse Rel Grey 40x120x0,7cm RC



Muse White 60x60cm RC



Muse Cream 60x60cm RC



Muse Grey 60x60cm RC


REFERENCIA REFERENCE	CARACTERÍSTICAS TÉCNICAS TECHNICAL CHARACTERISTICS					
	COLOUR BODY	CT	R	A-B-C	GRAPH. VARIETY	COLOUR VARIATION
40x120x0,7 RC · 16"x48"x0,3" RC VIKER	●	●	CT1		6	V2
40x120x0,7 RC REL · 16"x48"x0,3" RC REL VIKER	●	●			6	V2
60x60 RC · 24"x24" RC	●	●	CT1		18	V2

EMBALAJE PACKING	CÓD. PRECIO PRICE CODE	CAJAS BOXES			PALET PALLET		
		PIEZAS PIECES	m <sup>2</sup>	Kg.	CAJAS BOXES	m <sup>2</sup>	Kg.
40x120x0,7 RC · 16"x48"x0,3" RC VIKER	B288	4	1,920	30	24	46,08	715
40x120x0,7 RC REL · 16"x48"x0,3" RC REL VIKER	B312DEC	5	2,400	38	18	43,20	685
60x60 RC · 24"x24" RC	B226B	3	1,080	23	40	43,20	900

Muse White 40x120x0,7 RC  
Muse Rel White 40x120x0,7 RC

DISPONIBLE PIEZA ESPECIAL pág.226  
AVAILABLE COMPLEMENTARY PIECE p.226





# Northbay


STONE COLLECTION

OUTDOOR20


PORCELÁNICO · PORCELAIN



Northbay White 100x100cm RC  
Northbay White 100x100x2cm RC




Northbay White 60x120cm RC



Northbay White 60x90x2cm RC




Northbay White 31,6x60,8cm




Northbay Rel White 31,6x60,8cm



Northbay Bone 100x100cm RC  
Northbay Bone 100x100x2cm RC



Northbay Bone 60x120cm RC



Northbay Bone 60x90x2cm RC



Northbay Rel Bone 31,6x60,8cm



Northbay Rel Bone 31,6x60,8cm



Northbay Grey 100x100cm RC  
Northbay Grey 100x100x2cm RC



Northbay Grey 60x120cm RC



Northbay Grey 60x90x2cm RC



Northbay Rel Grey 31,6x60,8cm



Northbay Rel Grey 31,6x60,8cm

Northbay Grey 100x100x2 RC

EMBALAJE PACKING	CARACTERÍSTICAS TÉCNICAS TECHNICAL CHARACTERISTICS				CÓD. PRECIO PRICE CODE	CAJAS BOXES PALET PALLET							
	COLOUR BODY	CT	R	A-B-C		GRAPH. VARIETY	COLOUR VARIAT.	PIEZAS PIECES	m <sup>2</sup> Kg.	CAJAS BOXES	m <sup>2</sup> Kg.		
31,6x60,8 · 12"x24"	●	CT2	R10	B	30	V3	B186A	6	1,150	24	40	46,00	892
31,6x60,8 REL · 12"x24" REL	●				30	V3	B205DEC	6	1,150	24	40	46,00	892
60x120 RC · 24"x48" RC	●	CT2	R10	B	24	V3	B310C	2	1,440	31	36	51,84	1045
100x100 RC · 40"x40" RC	●	CT2	R10	B	9	V3	B311	2	2,000	48	24	48,00	1135
60x90x2 RC · 24"x36"x0,8" RC OUTDOOR20	●	CT3	R11	C	24	V3	B524A	2	1,080	50	24	25,92	1190
100x100x2 RC · 40"x40"x0,8" RC OUTDOOR20	●	CT3	R11	C	9	V3	B600A	1	1,000	48	24	24,00	1143

DISPONIBLE PIEZA ESPECIAL p.226  
AVAILABLE COMPLEMENTARY PIECE p.226





**Nuage** STONE COLLECTION ecostone OUTDOOR20


PORCELÁNICO · PORCELAIN



Nuage White 60x60x2cm RC



Nuage Grey 60x60x2cm RC



Nuage Graphite 60x60x2cm RC

Nuage Graphite 60x60x2 RC

REFERENCIA REFERENCE	CARACTERÍSTICAS TÉCNICAS		TECHNICAL CHARACTERISTICS				
	CT	R	A-B-C	GRAPH	COLOUR	VARIETY	VARIATION
60x60x2 RC · 24"x24"x0,8" RC ECOSTONE	●	●	●	●	●	●	●
	CT3	R11	C	B	V3		

EMBALAJE PACKING	CÓD. PRECIO PRICE CODE	CAJAS BOXES		PALET PALLET	
		PIEZAS PIECES	m <sup>2</sup> Kg.	CAJAS BOXES	m <sup>2</sup> Kg.
60x60x2 RC · 24"x24"x0,8" RC ECOSTONE	B110	2	0,720 30	30	21,60 962

DISPONIBLE PIEZA ESPECIAL pág.226  
AVAILABLE COMPLEMENTARY PIECE p.226





Omega Graphite 60x90 RC

# Omega STONE COLLECTION

OUTDOOR20

PORCELÁNICO · PORCELAIN

Omega White 100x100cm RC	Omega Greige 100x100cm RC	Omega Grey 100x100cm RC	Omega Graphite 100x100cm RC				
Omega White 100x100x2cm RC	Omega Greige 100x100x2cm RC	Omega Grey 100x100x2cm RC	Omega Graphite 100x100x2cm RC				
Omega White 60x120cm RC	Omega White 60x90x2cm RC	Omega White 60x60cm RC	Omega White 31,6x60,8cm	Linen White 31,6x60,8cm			
Omega White 60x120x2cm RC	Omega Greige 60x120cm RC	Omega Greige 60x90x2cm RC	Omega Greige 60x60cm RC	Omega Greige 31,6x60,8cm	Linen Greige 31,6x60,8cm		
Omega Greige 60x120x2cm RC	Omega Greige 60x90x2cm RC	Omega Greige 60x60x2cm RC	Omega Grey 60x120cm RC	Omega Grey 60x90x2cm RC	Omega Grey 60x60cm RC	Omega Grey 31,6x60,8cm	Linen Grey 31,6x60,8cm
Omega Grey 60x120cm RC	Omega Grey 60x90x2cm RC	Omega Grey 60x60x2cm RC	Omega Graphite 60x120cm RC	Omega Graphite 60x90x2cm RC	Omega Graphite 60x60x2cm RC	Omega Graphite 31,6x60,8cm	Linen Graphite 31,6x60,8cm

EMBALAJE PACKING	CARACTERÍSTICAS TÉCNICAS / TECHNICAL CHARACTERISTICS						CÓD. PRECIO PRICE CODE	CAJAS / BOXES			PALET / PALLET						
	P	PB	PR	C	V	COLOUR BODY		CT	R	A-B-C	GRAPH VARIETY	COLOUR VARIAT.	PIEZAS / PIECES	m²	Kg.	CAJAS / BOXES	m²
31,6x60,8 · 12"x24"	●	●	●	●	●	CT1	R9	A	25	V2	B186A	6	1,150	24	40	46,00	892
31,6x60,8 REL · 12"x24" REL	●	●	●	●	●				25	V2	B205DEC	6	1,150	24	40	46,00	892
60x60 RC · 24"x24" RC	●	●	●	●	●	CT1	R9	A	25	V2	B226B	3	1,080	23	40	43,20	900
60x120 RC · 24"x48" RC	●	●	●	●	●	CT1	R9	A	15	V2	B310C	2	1,440	31	36	51,84	1045
100x100 RC · 40"x40" RC	●	●	●	●	●	CT1	R9	A	10	V2	B311	2	2,000	48	24	48,00	1135
60x60x2 RC · 24"x24"x0,8" RC OUTDOOR20	●	●	●	●	●	CT3	R11	C	25	V2	B410A	2	0,720	34	30	21,60	1015
60x90x2 RC · 24"x36"x0,8" RC OUTDOOR20	●	●	●	●	●	CT3	R11	C	15	V2	B524A	2	1,080	50	24	25,92	1190
60x120x2 RC · 24"x48"x0,8" RC OUTDOOR20	●	●	●	●	●	CT3	R11	C	15	V2	B600C	1	0,720	34	27	19,44	928
100x100x2 RC · 40"x40"x0,8" RC OUTDOOR20	●	●	●	●	●	CT3	R11	C	10	V2	B600A	1	1,000	48	24	24,00	1143

DISPONIBLE PIEZA ESPECIAL pag.208  
AVAILABLE COMPLEMENTARY PIECE p.208





# Salisbury

STONE COLLECTION

OUTDOOR20 BIM LIBRARY

PORCELÁNICO · PORCELAIN

Salisbury White 100x100cm RC	Salisbury Grey 100x100cm RC	Salisbury Sand 100x100cm RC	Salisbury Dark 100x100cm RC
Salisbury White 100x100x2cm RC	Salisbury Grey 100x100x2cm RC	Salisbury Sand 100x100x2cm RC	Salisbury Dark 100x100x2cm RC
Salisbury White 60x120cm RC	Salisbury White 60x90x2cm RC	Salisbury White 60x60cm RC	Salisbury White 31,6x60,8cm
Salisbury White 60x120x2cm RC	Salisbury Grey 60x120cm RC	Salisbury Grey 60x60cm RC	Salisbury Rel White 31,6x60,8cm
Salisbury Grey 60x120cm RC	Salisbury Grey 60x90x2cm RC	Salisbury Grey 60x60cm RC	Salisbury Grey 31,6x60,8cm
Salisbury Grey 60x120x2cm RC	Salisbury Sand 60x120cm RC	Salisbury Sand 60x60cm RC	Salisbury Rel Grey 31,6x60,8cm
Salisbury Sand 60x120cm RC	Salisbury Sand 60x90x2cm RC	Salisbury Sand 60x60cm RC	Salisbury Sand 31,6x60,8cm
Salisbury Sand 60x120x2cm RC	Salisbury Dark 60x120cm RC	Salisbury Dark 60x60cm RC	Salisbury Rel Sand 31,6x60,8cm
Salisbury Dark 60x120cm RC	Salisbury Dark 60x90x2cm RC	Salisbury Dark 60x60cm RC	Salisbury Dark 31,6x60,8cm
Salisbury Dark 60x120x2cm RC	Salisbury Rel Dark 31,6x60,8cm	Salisbury Rel Dark 60x60x2cm RC	Salisbury Rel Dark 31,6x60,8cm

EMBALAJE PACKING	CARACTERÍSTICAS TÉCNICAS / TECHNICAL CHARACTERISTICS							CÓD. PRECIO PRICE CODE	CAJAS / BOXES			PALET / PALLET				
	P	PR	PR	D	COLOUR BODY	CT	R		A-B-C	GRAPH. VARIETY	COLOUR VARIAT.	PIEZAS / PIECES	m <sup>2</sup>	Kg.	CAJAS / BOXES	m <sup>2</sup>
31,6x60,8 · 12"x24"	●	●	●	●	CT2	R10	B	31	V2	B186A	6	1,150	24	40	46,00	892
31,6x60,8 REL · 12"x24" REL	●	●	●	●	CT2	R10	B	4	V2	B205DEC	6	1,150	24	40	46,00	892
31,6x60,8 ANTISLIP · 12"x24" ANTISLIP	●	●	●	●	CT3	R11	C	31	V2	B205DEC	6	1,150	24	40	46,00	892
60x60 RC · 24"x24" RC	●	●	●	●	CT2	R10	B	33	V2	B226B	3	1,080	23	40	43,20	900
60x60 RC ANTISLIP · 24"x24" RC ANTISLIP	●	●	●	●	CT3	R11	C	33	V2	B226DEC	3	1,080	23	40	43,20	900
60x120 RC · 24"x48" RC	●	●	●	●	CT2	R10	B	18	V2	B310C	2	1,440	31	36	51,84	1045
100x100 RC · 40"x40" RC	●	●	●	●	CT2	R10	B	16	V2	B311	2	2,000	48	24	48,00	1135
60x60x2 RC · 24"x24"x0,8" RC OUTDOOR20	●	●	●	●	CT3	R11	C	33	V2	B410A	2	0,720	34	30	21,60	1015
60x90x2 RC · 24"x36"x0,8" RC OUTDOOR20	●	●	●	●	CT3	R11	C	16	V2	B524A	2	1,080	50	24	25,92	1190
60x120x2 RC · 24"x48"x0,8" RC OUTDOOR20	●	●	●	●	CT3	R11	C	18	V2	B600C	1	0,720	34	27	19,44	928
100x100x2 RC · 40"x40"x0,8" RC OUTDOOR20	●	●	●	●	CT3	R11	C	16	V2	B600A	1	1,000	48	24	24,00	1143

Salisbury White 60x60 RC · Salisbury White 60x60x2 RC

DISPONIBLE PIEZA ESPECIAL pag.208  
AVAILABLE COMPLEMENTARY PIECE p.208



# Salisbury

STONE COLLECTION

VIKER OUTDOOR20

PORCELÁNICO · PORCELAIN



Salisbury Dec Warm 100x100cm RC  
Salisbury Dec Warm 100x100x2cm RC



Salisbury Dec Cold 100x100cm RC  
Salisbury Dec Cold 100x100x2cm RC



Salisbury Dec Warm 60x60cm RC  
Salisbury Dec Warm 60x60x2cm RC




Salisbury Dec Warm 40x120x0,7cm RC



Salisbury Dec Cold 40x120x0,7cm RC



Salisbury Dec Cold 60x60cm RC  
Salisbury Dec Cold 60x60x2cm RC



Salisbury White 40x120x0,7cm RC



Salisbury Rel White 40x120x0,7cm RC



Salisbury Grey 40x120x0,7cm RC




Salisbury Rel Grey 40x120x0,7cm RC




Salisbury Sand 40x120x0,7cm RC



Salisbury Rel Sand 40x120x0,7cm RC



Salisbury Dark 40x120x0,7cm RC



Salisbury Rel Dark 40x120x0,7cm RC

Salisbury Grey 40x120x0,7 RC  
Salisbury Rel Grey 40x120x0,7 RC  
Salisbury Grey 60x60 RC

EMBALAJE PACKING	CARACTERÍSTICAS TÉCNICAS TECHNICAL CHARACTERISTICS								CÓD. PRECIO PRICE CODE	CAJAS BOXES		PALET PALLET					
	P	PB	O	V	COLOR BODY	CT	R	A-B-C VARIETY VARIAT.		PIEZAS PIECES	m <sup>2</sup>	Kg.	CAJAS BOXES	m <sup>2</sup>	Kg.		
40x120x0,7 RC - 16"x48"x0,3" RC VIKER	●					CT1			18	V2	B288	4	1,920	30	24	46,08	715
40x120x0,7 RC REL - 16"x48"x0,3" RC REL VIKER	●								5	V2	B312DEC	5	2,400	38	18	43,20	685
40x120x0,7 RC DEC - 16"x48"x0,3" RC DEC VIKER	●					CT1			3	V2	B312DEC	4	1,920	30	24	46,08	715
60x60 RC - 24"x24" RC	●					CT2	R10	B	4	V2	B226B	3	1,080	23	40	43,20	900
100x100 RC - 40"x40" RC	●					CT2	R10	B	3	V2	B311	2	2,000	48	24	48,00	1135
60x60x2 RC - 24"x24"x0,8" RC OUTDOOR20	●					CT3	R11	C	4	V2	B410A	2	0,720	34	30	21,60	1015
100x100x2 RC - 40"x40"x0,8" RC OUTDOOR20	●					CT3	R11	C	3	V2	B600A	1	1,000	48	24	24,00	1143

DISPONIBLE PIEZA ESPECIAL pág.226  
AVAILABLE COMPLEMENTARY PIECE p.226





# Stonehenge

STONE COLLECTION

OUTDOOR20

PORCELÁNICO · PORCELAIN

Stonehenge White 100x100cm RC	Stonehenge White 60x120cm RC	Stonehenge White 60x90x2cm RC	Stonehenge White 60x60cm RC
Stonehenge White 100x100x2cm RC	Stonehenge White 31,6x60,8cm	Stonehenge Elio White 31,6x60,8cm	Stonehenge Rel White 31,6x60,8cm
Stonehenge Grey 100x100cm RC	Stonehenge Grey 60x120cm RC	Stonehenge Grey 60x90x2cm RC	Stonehenge Grey 60x60cm RC
Stonehenge Grey 100x100x2cm RC	Stonehenge Grey 31,6x60,8cm	Stonehenge Elio Grey 31,6x60,8cm	Stonehenge Rel Grey 31,6x60,8cm
Stonehenge Oxide 100x100cm RC	Stonehenge Oxide 60x120cm RC	Stonehenge Oxide 60x90x2cm RC	Stonehenge Oxide 60x60cm RC
Stonehenge Oxide 100x100x2cm RC	Stonehenge Oxide 31,6x60,8cm	Stonehenge Elio Oxide 31,6x60,8cm	Stonehenge Rel Oxide 31,6x60,8cm

EMBALAJE PACKING	CARACTERÍSTICAS TÉCNICAS / TECHNICAL CHARACTERISTICS						CÓD. PRECIO PRICE CODE	CAJAS / BOXES			PALET / PALLET						
	P	BB	PR	C	V	COLOUR BODY		CT	R	A-B-C	GRAPH. VARIETY	COLOUR VARIAT.	PIEZAS / PIECES	m²	Kg.	CAJAS / BOXES	m²
31,6x60,8 · 12"x24"	●					CT2	R10	B	22	V3	B186A	6	1,150	24	40	46,00	892
31,6x60,8 ANTISLIP · 12"x24" ANTISLIP	●					CT3	R11	C	22	V3	B205DEC	6	1,150	24	40	46,00	892
31,6x60,8 REL · 12"x24" REL	●								1	V3	B205DEC	6	1,150	24	40	46,00	892
31,6x60,8 DEC · 12"x24" DEC	●					CT2	R10	B	4	V3	B205DEC	6	1,150	24	40	46,00	892
60x60 RC · 24"x24" RC	●					CT2	R10	B	11	V3	B226B	3	1,080	23	40	43,20	900
60x120 RC · 24"x48" RC	●					CT2	R10	B	11	V3	B310C	2	1,440	31	36	51,84	1045
100x100 RC · 40"x40" RC	●					CT2	R10	B	11	V3	B311	2	2,000	48	24	48,00	1135
60x60x2 RC · 24"x24"x0,8" RC OUTDOOR20	●	●				CT3	R11	C	11	V3	B410A	2	0,720	34	30	21,60	1015
60x90x2 RC · 24"x36"x0,8" RC OUTDOOR20	●	●				CT3	R11	C	11	V3	B524A	2	1,080	50	24	25,92	1190
60x120x2 RC · 24"x48"x0,8" RC OUTDOOR20	●	●				CT3	R11	C	11	V3	B600C	1	0,720	34	27	19,44	928
100x100x2 RC · 40"x40"x0,8" RC OUTDOOR20	●	●				CT3	R11	C	11	V3	B600A	1	1,000	48	24	24,00	1143

DISPONIBLE PIEZA ESPECIAL pag.208  
AVAILABLE COMPLEMENTARY PIECE p.208

Stonehenge Grey 60x60x2 RC · Stonehenge Grey 60x90x2 RC





# Sunset

STONE COLLECTION

PORCELÁNICO · PORCELAIN



Sunset White  
31,6x60,8cm



Sunset Grey  
31,6x60,8cm




Sunset Ivory  
31,6x60,8cm




Sunset Craft White  
31,6x60,8cm



Sunset Craft Grey  
31,6x60,8cm



Sunset Craft Ivory  
31,6x60,8cm



Sunset Smoke  
31,6x60,8cm



Sunset Taupe  
31,6x60,8cm



Sunset Craft Smoke  
31,6x60,8cm



Sunset Craft Taupe  
31,6x60,8cm

Sunset Craft Grey 31,6x60,8

REFERENCIA REFERENCE	CARACTERÍSTICAS TÉCNICAS TECHNICAL CHARACTERISTICS	
31,6x60,8 · 12"x24"	<input checked="" type="checkbox"/> P <input checked="" type="checkbox"/> PB <input checked="" type="checkbox"/> PR <input checked="" type="checkbox"/> O <input checked="" type="checkbox"/> V	COLOUR BODY CT R A-B-C GRAPH. VARIETY COLOUR VARIATION • CT1 16 V3
31,6x60,8 REL · 12"x24" REL		• 1 V3

EMBALAJE PACKING	CÓD. PRECIO PRICE CODE	CAJAS BOXES		PALET PALLET	
		PIEZAS PIECES	m <sup>2</sup> Kg.	CAJAS BOXES	m <sup>2</sup> Kg.
31,6x60,8 · 12"x24"	B186A	6	1,150 24	40	46,00 892
31,6x60,8 REL · 12"x24" REL	B205DEC	6	1,150 24	40	46,00 892

DISPONIBLE PIEZA ESPECIAL pág.226  
AVAILABLE COMPLEMENTARY PIECE p.226



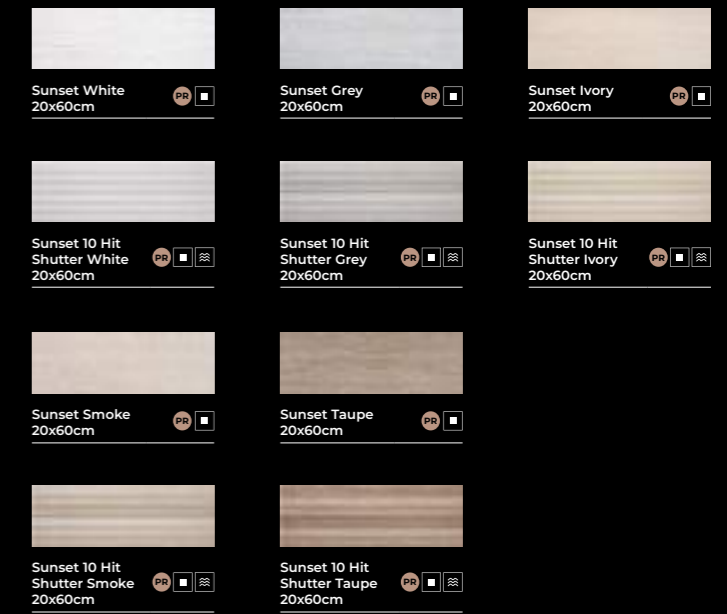


Sunset White 20x60

# Sunset

STONE COLLECTION

PASTA ROJA · RED BODY



REFERENCIA REFERENCE	CARACTERÍSTICAS TÉCNICAS TECHNICAL CHARACTERISTICS		COLOUR VARIATION			
	COLOUR BODY	CT	R	A-B-C	GRAPH. VARIETY	COLOUR VARIATION
20x60 · 8"×24"	●				16	V3
20x60 REL · 8"×24" REL	●				1	V3

EMBALAJE PACKING	CÓD. PRECIO PRICE CODE	CAJAS BOXES			PALET PALLET		
		PIEZAS PIECES	m <sup>2</sup>	Kg.	CAJAS BOXES	m <sup>2</sup>	Kg.
20x60 · 8"×24"	B115	10	1,200	19	64	76,80	1215
20x60 REL · 8"×24" REL	B138DEC	10	1,200	19	64	76,80	1215





# Tabarca


STONE COLLECTION

OUTDOOR20

PORCELÁNICO · PORCELAIN




Tabarca Blanco 100x100cm RC  
Tabarca Blanco 100x100x2cm RC



Tabarca Blanco 60x120cm RC  
Tabarca Blanco 60x120x2cm RC




Tabarca Blanco 60x60cm RC




Tabarca Gris 100x100cm RC  
Tabarca Gris 100x100x2cm RC




Tabarca Gris 60x120cm RC  
Tabarca Gris 60x120x2cm RC



Tabarca Gris 60x60cm RC



Tabarca Beige 100x100cm RC  
Tabarca Beige 100x100x2cm RC



Tabarca Beige 60x120cm RC  
Tabarca Beige 60x120x2cm RC



Tabarca Beige 60x60cm RC

Tabarca Beige 60x120 RC  
Tabarca Beige 60x120x2 RC

EMBALAJE PACKING	CARACTERÍSTICAS TÉCNICAS TECHNICAL CHARACTERISTICS						CÓD. PRECIO PRICE CODE	CAJAS BOXES		PALET PALLET				
	CT	R	A-B-C	GRAPH. VARIETY	COLOUR BODY	COLOUR VARIAT.		PIEZAS PIECES	m <sup>2</sup>	Kg.	CAJAS BOXES	m <sup>2</sup>	Kg.	
60x60 RC · 24"x24" RC	●	●	CT2	R10	B	22	V2	B226B	3	1,080	23	40	43,20	900
60x120 RC · 24"x48" RC	●	●	CT2	R10	B	12	V2	B310C	2	1,440	31	36	51,84	1045
100x100 RC · 40"x40" RC	●	●	CT2	R10	B	12	V2	B311	2	2,000	48	24	48,00	1135
60x120x2 RC · 24"x48"x0,8" RC OUTDOOR20	●	●	CT3	R11	C	12	V2	B600C	1	0,720	34	27	19,44	928
100x100x2 RC · 40"x40"x0,8" RC OUTDOOR20	●	●	CT3	R11	C	12	V2	B600A	1	1,000	48	24	24,00	1143

DISPONIBLE PIEZA ESPECIAL pág.226  
AVAILABLE COMPLEMENTARY PIECE p.226





Valley White 60x120x2 RC

# Valley

STONE COLLECTION

OUTDOOR20

PORCELÁNICO · PORCELAIN

Valley White 100x100cm RC	Valley Beige 100x100cm RC	Valley Smoke 100x100cm RC	Valley Grey 100x100cm RC
Valley White 100x100x2cm RC	Valley Beige 100x100x2cm RC	Valley Smoke 100x100x2cm RC	Valley Grey 100x100x2cm RC
Valley White 60x120cm RC	Valley White 60x90x2cm RC	Valley White 60x60cm RC	Valley White 31,6x60,8cm
Valley White 60x120x2cm RC	Valley White 60x60x2cm RC	Valley White 60x60x2cm RC	Valley White 31,6x60,8cm
Valley Beige 60x120cm RC	Valley Beige 60x90x2cm RC	Valley Beige 60x60cm RC	Valley Beige 31,6x60,8cm
Valley Beige 60x120x2cm RC	Valley Beige 60x60x2cm RC	Valley Beige 60x60x2cm RC	Valley Beige 31,6x60,8cm
Valley Smoke 60x120cm RC	Valley Smoke 60x90x2cm RC	Valley Smoke 60x60cm RC	Valley Smoke 31,6x60,8cm
Valley Smoke 60x120x2cm RC	Valley Smoke 60x60x2cm RC	Valley Smoke 60x60x2cm RC	Valley Smoke 31,6x60,8cm
Valley Grey 60x120cm RC	Valley Grey 60x90x2cm RC	Valley Grey 60x60cm RC	Valley Grey 31,6x60,8cm
Valley Grey 60x120x2cm RC	Valley Grey 60x60x2cm RC	Valley Grey 60x60x2cm RC	Valley Grey 31,6x60,8cm

EMBALAJE PACKING	CARACTERÍSTICAS TÉCNICAS / TECHNICAL CHARACTERISTICS						CÓD. PRECIO PRICE CODE	CAJAS / BOXES			PALET / PALLET		
	CT	R	A-B-C	GRAPH. VARIETY	COLOUR VARIAT.	PIEZAS / PIECES		m <sup>2</sup>	Kg.	CAJAS / BOXES	m <sup>2</sup>	Kg.	
31,6x60,8 · 12"x24"	●	●	●	●	●	B186A	6	1,150	24	40	46,00	892	
31,6x60,8 ANTISLIP · 12"x24" ANTISLIP	●	●	●	●	●	B205DEC	6	1,150	24	40	46,00	892	
31,6x60,8 REL · 12"x24" REL	●	●	●	●	●	B205DEC	6	1,150	24	40	46,00	892	
60x60 RC · 24"x24" RC	●	●	●	●	●	B226B	3	1,080	23	40	43,20	900	
60x120 RC · 24"x48" RC	●	●	●	●	●	B310C	2	1,440	31	36	51,84	1045	
100x100 RC · 40"x40" RC	●	●	●	●	●	B311	2	2,000	48	24	48,00	1135	
60x60x2 RC · 24"x24"x0,8" RC OUTDOOR20	●	●	●	●	●	B410A	2	0,720	34	30	21,60	1015	
60x90x2 RC · 24"x36"x0,8" RC OUTDOOR20	●	●	●	●	●	B524A	2	1,080	50	24	25,92	1190	
60x120x2 RC · 24"x48"x0,8" RC OUTDOOR20	●	●	●	●	●	B600C	1	0,720	34	27	19,44	928	
100x100x2 RC · 40"x40"x0,8" RC OUTDOOR20	●	●	●	●	●	B600A	1	1,000	48	24	24,00	1143	

DISPONIBLE PIEZA ESPECIAL pag.208  
AVAILABLE COMPLEMENTARY PIECE p.208



# WOOD

Collection

## DISEÑO NATURAL

Aspecto madera con todas las ventajas de un porcelánico. Nuestras propuestas crean espacios cálidos y acogedores con acabados contemporáneos. Tanto para revestimiento como para pavimento, interior o exterior, estas colecciones de fácil combinación llenan tus ambientes de sensaciones evocadas por la naturaleza.

## NATURAL DESIGN

Wood looking with all the advantages of a porcelain tile. Our proposals create warm and welcoming spaces with contemporary finishes. Whether for wall or floor, indoors or outdoors, these easy-to-combine collections fill your rooms with sensations evoked by nature.

## DESIGN NATUREL

Aspect bois avec tous les avantages d'un carreau de porcelaine. Nos propositions créent des espaces chaleureux et accueillants avec des finitions contemporaines. Que ce soit pour des revêtements de sol ou de façade, à l'intérieur ou à l'extérieur, ces collections faciles à combiner remplissent vos pièces de sensations évoquées par la nature.

## NATÜRLICHES DESIGN

Holzoptik mit allen Vorteilen einer Feinsteinzeugfliese. Unsere Vorschläge schaffen Wärme und einladende Räume mit modernen Oberflächen. Ob für Wände oder Boden, ob im Innen- oder Außenbereich, diese einfach zu kombinierenden Kollektionen erfüllen Ihre Räume mit Eindrücken, die an die Natur erinnern.





Aran Gris 20x120 RC - Valley Smoke 60x120 RC

# Aran WOOD COLLECTION

PORCELÁNICO · PORCELAIN



Aran Haya 20x120cm RC



Aran Gris 20x120cm RC



Aran Natural 20x120cm RC

EMBALAJE PACKING	CARACTERÍSTICAS TÉCNICAS TECHNICAL CHARACTERISTICS					COD. PRECIO PRICE CODE	CAJAS BOXES			PALET PALLET			
	COLOUR BODY	CT	R	A·B·C	GRAPH. VARIETY		COLOUR VARIATION	PIEZAS PIECES	m <sup>2</sup>	Kg.	CAJAS BOXES	m <sup>2</sup>	Kg.
20x120 RC · 8"x48" RC	●	CT1	R9	A	16	V2	B298	7	1,680	35	44	73,92	1470

DISPONIBLE PIEZA ESPECIAL pág.226  
AVAILABLE COMPLEMENTARY PIECE p.226



Aran Haya 20x120 RC





# Bosland

WOOD COLLECTION

VIKER OUTDOOR20

PORCELÁNICO · PORCELAIN



Bosland Honey 20x120cm RC  
 Bosland Honey 20x120cm RC  
 Bosland Honey 20x120x0,7cm RC



Bosland Honey 25x150cm RC



Bosland Honey 29,5x120x2cm RC



Bosland Nature 20x120cm RC  
 Bosland Nature 20x120cm RC  
 Bosland Nature 20x120x0,7cm RC



Bosland Nature 25x150cm RC



Bosland Nature 29,5x120x2cm RC



Bosland Nut 20x120cm RC  
 Bosland Nut 20x120cm RC  
 Bosland Nut 20x120x0,7cm RC



Bosland Nut 25x150cm RC



Bosland Nut 29,5x120x2cm RC

EMBALAJE PACKING	CARACTERÍSTICAS TÉCNICAS TECHNICAL CHARACTERISTICS							COD. PRECIO PRICE CODE	CAJAS BOXES			PALET PALLET		
	CT	R	A-B-C	GRAPH. VARIETY	COLOUR VARIATION	PIEZAS PIECES	m²		Kg.	CAJAS BOXES	m²	Kg.		
20x120 RC · 8"x48" RC	CT1	R9	A	16	V2	B298	7	1,680	35	44	73,92	1470		
20x120 RC ANTISLIP · 8"x48" RC ANTISLIP	CT3	R11	C	16	V2		7	1,680	35	44	73,92	1470		
20x120x0,7 RC · 8"x48"x0,3" RC VIKER	CT1	R9	A	16	V2	B287	6	1,440	24	45	64,80	1060		
25x150 RC · 9,8"x59" RC	CT1	R9	A	12	V2	B333	3	1,103	27	45	49,64	1231		
29,5x120x2 RC · 12"x48"x0,8" RC OUTDOOR20	CT3	R11	C	8	V2	B600B	2	0,708	34	32	22,65	1082		

DISPONIBLE PIEZA ESPECIAL pág.226  
 AVAILABLE COMPLEMENTARY PIECE p.226



Bosland Honey 29,5x120x2 RC · Bosland Honey 20x120 RC

Bosland Nut 25x150 RC · Joy Smoke 33x100 RC





Click WOOD COLLECTION

ecostone OUTDOOR20

PORCELÁNICO · PORCELAIN



Click Grey 60x60x2cm RC



Click Rovere 60x60x2cm RC



Click Nature 60x60x2cm RC

REFERENCIA REFERENCE	CARACTERÍSTICAS TÉCNICAS TECHNICAL CHARACTERISTICS		COLOUR BODY				GRAPH VARIETY			COLOUR VARIATION		
	CT	R	A-B-C	GRAPH	COLOUR	VARIETY	VARIATION	CT3	R11	C	B	V3
60x60x2 RC · 24°x24°x0,8° RC ECOSTONE	●	●	●	●	●	●	●	●	●	●	●	●

EMBALAJE PACKING	CÓD. PRECIO PRICE CODE	CAJAS BOXES		PALET PALLET	
		PIEZAS PIECES	m <sup>2</sup> Kg.	CAJAS BOXES	m <sup>2</sup> Kg.
60x60x2 RC · 24°x24°x0,8° RC ECOSTONE	B110	2	0,720 30	30	21,60 962

Click Nature 60x60x2 RC

DISPONIBLE PIEZA ESPECIAL pág.226  
AVAILABLE COMPLEMENTARY PIECE p.226






Custom Nature 22,5x90

# Custom

WOOD COLLECTION

PORCELÁNICO · PORCELAIN



EMBALAJE PACKING	CARACTERÍSTICAS TÉCNICAS TECHNICAL CHARACTERISTICS					COD. PRECIO PRICE CODE	CAJAS · BOXES			PALET · PALLET					
	P	GR	PR	CT	COLOUR BODY		CT	R	A·B·C	GRAPH. VARIETY	COLOUR VARIATION	PIEZAS PIECES	m <sup>2</sup>	Kg.	CAJAS BOXES
22,5x90 · 9"x36"	●	●	●	CT1	R9	A	16	V2	B150	6	1,215	23	60	72,90	1345
22,5x90 ANTISLIP · 9"x36" ANTISLIP	●	●	●	CT3	R11	C	16	V2	B150	6	1,215	23	60	72,90	1345

DISPONIBLE PIEZA ESPECIAL pág.226  
AVAILABLE COMPLEMENTARY PIECE p.226



Custom Walnut 22,5x90






**Flow** WOOD COLLECTION

OUTDOOR20

PORCELÁNICO · PORCELAIN



Flow Light 19,4x120cm RC



Flow Light 29,5x120x2cm RC




Flow Smoke 19,4x120cm RC




Flow Smoke 29,5x120x2cm RC



Flow Mink 19,4x120cm RC



Flow Mink 29,5x120x2cm RC



Flow Nature 19,4x120cm RC



Flow Nature 29,5x120x2cm RC

Flow Nature 29,5x120x2 RC

REFERENCIA REFERENCE	CARACTERÍSTICAS TÉCNICAS / TECHNICAL CHARACTERISTICS					
	COLOUR BODY	CT	R	A-B-C	GRAPH. VARIETY	COLOUR VARIATION
19,4x120 RC · 8"x48" RC	●	CT1	R9	A	33	V3
19,4x120 RC ANTISLIP · 8"x48" RC ANTISLIP	●	CT3	R11	C	33	V3
29,5x120x2 RC · 12"x48"x0,8" RC OUTDOOR20	●	CT3	R11	C	32	V3

EMBALAJE PACKING	COD. PRECIO PRICE CODE	CAJAS / BOXES			PALET / PALLET		
		PIEZAS PIECES	m <sup>2</sup>	Kg.	CAJAS BOXES	m <sup>2</sup>	Kg.
19,4x120 RC · 8"x48" RC	B298	7	1,629	40	44	48,87	1185
19,4x120 RC ANTISLIP · 8"x48" RC ANTISLIP		7	1,629	40	44	48,87	1185
29,5x120x2 RC · 12"x48"x0,8" RC OUTDOOR20	B600B	2	0,708	34	32	22,65	1082

DISPONIBLE PIEZA ESPECIAL p.226  
AVAILABLE COMPLEMENTARY PIECE p.226






# Formentera

WOOD COLLECTION

PORCELÁNICO · PORCELAIN




Formentera Haya 20x120cm RC



Formentera Cerezo 20x120cm RC



Formentera Roble 20x120cm RC



Formentera Nogal 20x120cm RC

Formentera Roble 20x120cm RC

Formentera Nogal 20x120cm RC

Formentera Roble 20x120 RC

REFERENCIA REFERENCE	CARACTERÍSTICAS TÉCNICAS TECHNICAL CHARACTERISTICS						
	P	PR	CT	R	A-B-C	GRAPH. VARIETY	COLOUR VARIATION
20x120 RC · 8"x48" RC	●	●	CT1	R9	A	15	V3
20x120 RC ANTISLIP · 8"x48" RC ANTISLIP	●	●	CT3	R11	C	15	V3

EMBALAJE PACKING	COD. PRECIO PRICE CODE	CAJAS BOXES		PALET PALLET	
		PIEZAS PIECES	m <sup>2</sup> Kg.	CAJAS BOXES	m <sup>2</sup> Kg.
20x120 RC · 8"x48" RC	B298	7	1,680 35	44	73,92 1470
20x120 RC ANTISLIP · 8"x48" RC ANTISLIP		7	1,680 35	44	73,92 1470

DISPONIBLE PIEZA ESPECIAL p.226  
AVAILABLE COMPLEMENTARY PIECE p.226






# Glamora WOOD COLLECTION

OUTDOOR20 BIM LIBRARY


PORCELÁNICO · PORCELAIN



Glamora Bianco 25x150cm RC



Glamora Bianco 29,5x120cm RC



Glamora Bianco 29,5x120x2cm RC



Glamora Grigio 25x150cm RC



Glamora Grigio 29,5x120cm RC



Glamora Grigio 29,5x120x2cm RC



Glamora Rovere 25x150cm RC



Glamora Rovere 29,5x120cm RC



Glamora Rovere 29,5x120x2cm RC



Glamora Nature 25x150cm RC



Glamora Nature 29,5x120cm RC



Glamora Nature 29,5x120x2cm RC

EMBALAJE PACKING	CARACTERÍSTICAS TÉCNICAS				TECHNICAL CHARACTERISTICS				COD. PRECIO PRICE CODE	CAJAS BOXES			PALET PALLET				
	P	PB	PB	V	COLOUR BODY	CT	R	A-B-C		GRAPH. VARIETY	COLOUR VARIATION	PIEZAS PIECES	m <sup>2</sup>	Kg.	CAJAS BOXES	m <sup>2</sup>	Kg.
25x150 RC - 9,8"x59" RC	•					CT1	R9	A	12	V3	B333	3	1,103	27	45	49,64	1231
29,5x120 RC - 12"x48"x0,8" RC	•					CT1	R10	A	12	V3	B310B	4	1,416	31	40	56,64	1335
29,5x120 RC ANTISLIP - 12"x48" RC ANTISLIP	•					CT3	R11	C	12	V3		4	1,416	31	40	56,64	1335
29,5x120x2 RC - 12"x48"x0,8" RC OUTDOOR20	•			•		CT3	R11	C	12	V3	B600B	2	0,708	34	32	22,65	1082

DISPONIBLE PIEZA ESPECIAL pág.226  
AVAILABLE COMPLEMENTARY PIECE p.226



Glamora Nature 29,5x120 RC

Glamora Rovere 29,5x120x2 RC






Glamora Bianco 29,5x120 RC · Couture Bianco 33x100 RC · Abba Grey 60x120 RC

# Glamora WOOD COLLECTION

PASTA BLANCA · WHITE BODY



Couture Bianco 33x100cm RC



Couture Grigio 33x100cm RC



Couture Rovere 33x100cm RC



Couture Nature 33x100cm RC

EMBALAJE PACKING	CARACTERÍSTICAS TÉCNICAS TECHNICAL CHARACTERISTICS						COD. PRECIO PRICE CODE	CAJAS BOXES			PALET PALLET		
	COLOUR BODY	CT	R	A-B-C	GRAPH. VARIETY	COLOUR VARIATION		PIEZAS PIECES	m <sup>2</sup>	Kg.	CAJAS BOXES	m <sup>2</sup>	Kg.
33x100 RC REL · 13"x40" RC REL	●				4	V3	B230DEC	4	1,330	26	48	63,84	1231



Glamora Rovere 25x150 RC · Couture Rovere 33x100 RC

















# Hannover

WOOD COLLECTION

OUTDOOR20

PORCELÁNICO · PORCELAIN

		
Hannover White 25x150cm RC	Hannover White 20x120cm RC	Hannover White 29,5x120x2cm RC
		
Hannover Honey 25x150cm RC	Hannover Honey 20x120cm RC	Hannover Honey 29,5x120x2cm RC
		
Hannover Oak 25x150cm RC	Hannover Oak 20x120cm RC	Hannover Oak 29,5x120x2cm RC
		
Hannover Walnut 25x150cm RC	Hannover Walnut 20x120cm RC	Hannover Walnut 29,5x120x2cm RC

EMBALAJE PACKING	CARACTERÍSTICAS TÉCNICAS / TECHNICAL CHARACTERISTICS					COD. PRECIO PRICE CODE	CAJAS / BOXES		PALET / PALLET			
	CT	R	A-B-C	GRAPH. VARIETY	COLOUR VARIATION		PIEZAS / PIECES	m <sup>2</sup>	Kg.	CAJAS / BOXES	m <sup>2</sup>	Kg.
20x120 RC · 8"x48" RC	CT1	R9	A	16	V3	B298	7	1,680	35	44	73,92	1470
20x120 RC ANTISLIP · 8"x48" RC ANTISLIP	CT3	R11	C	16	V3		7	1,680	35	44	73,92	1470
25x150 RC · 9,8"x59" RC	CT1	R9	A	15	V3	B333	3	1,103	27	45	49,64	1231
29,5x120x2 RC · 12"x48"x0,8" RC, OUTDOOR20	CT3	R11	C	8	V3	B600B	2	0,708	34	32	22,65	1082

DISPONIBLE PIEZA ESPECIAL pág.226  
AVAILABLE COMPLEMENTARY PIECE p.226



Hannover Honey 25x150 RC · Titan Copper 60x120 RC

Hannover Walnut 25x150 RC · Nero Gold 60x120 RCP





Dorian Oak 33x100 RC · Hannover Oak 20x120 RC · Hannover Oak 29,5x120x2 RC

# Hannover

WOOD COLLECTION

PASTA BLANCA · WHITE BODY



Dorian White 33x100cm RC



Dorian Honey 33x100cm RC



Dorian Oak 33x100cm RC



Dorian Walnut 33x100cm RC

EMBALAJE PACKING	CARACTERÍSTICAS TÉCNICAS / TECHNICAL CHARACTERISTICS								COD. PRECIO PRICE CODE	CAJAS / BOXES			PALET / PALLET					
	●	●	●	●	FLOOR	WALL	COLOUR BODY	CT		R	A-B-C	GRAPH. VARIETY	COLOUR VARIATION	PIEZAS PIECES	m <sup>2</sup>	Kg.	CAJAS BOXES	m <sup>2</sup>
33x100 RC REL · 13"x40" RC REL	●	●	●	●									4	1,330	26	48	63,84	1231



Dorian White 33x100 RC






Loira Haya 20x120 RC

# Loira WOOD COLLECTION


PORCELÁNICO · PORCELAIN



Loira Haya 20x120cm RC



Loira Natural 20x120cm RC



Loira Nogal 20x120cm RC

EMBALAJE PACKING	CARACTERÍSTICAS TÉCNICAS TECHNICAL CHARACTERISTICS					COD. PRECIO PRICE CODE	CAJAS BOXES			PALET PALLET		
	CT	R	A·B·C	GRAPH. VARIETY	COLOUR VARIATION		PIEZAS PIECES	m <sup>2</sup>	Kg.	CAJAS BOXES	m <sup>2</sup>	Kg.
20x120 RC · 8"x48" RC	CT1	R9	A	16	V2	B298	7	1,680	35	44	73,92	1470

DISPONIBLE PIEZA ESPECIAL pág.226  
AVAILABLE COMPLEMENTARY PIECE p.226



Loira Natural 20x120 RC





Rotterdam Nature 25x150 RC

# Rotterdam

WOOD COLLECTION

OUTDOOR20

PORCELÁNICO · PORCELAIN

Rotterdam Haya 29,5x120x2cm RC	Rotterdam Haya 25x150cm RC
Rotterdam Rovere 29,5x120x2cm RC	Rotterdam Rovere 25x150cm RC
Rotterdam Noce 29,5x120x2cm RC	Rotterdam Noce 25x150cm RC
Rotterdam Nature 29,5x120x2cm RC	Rotterdam Nature 25x150cm RC
Rotterdam Grey 29,5x120x2cm RC	Rotterdam Grey 25x150cm RC
Rotterdam Haya 20x120cm RC	Rotterdam Haya 22,5x90cm
Rotterdam Rovere 20x120cm RC	Rotterdam Rovere 22,5x90cm
Rotterdam Noce 20x120cm RC	Rotterdam Noce 22,5x90cm
Rotterdam Nature 20x120cm RC	Rotterdam Nature 22,5x90cm
Rotterdam Grey 20x120cm RC	Rotterdam Grey 22,5x90cm

REFERENCIA REFERENCE	CARACTERÍSTICAS TÉCNICAS TECHNICAL CHARACTERISTICS									
	P	PR	PR	PR	COLOUR BODY	CT	R	A-B-C	GRAPH. VARIETY	COLOUR VARIATION
20x120 RC · 8"x48" RC	●					CT1	R9	A	12	V2
22,5x90 RC · 9"x36"	●					CT1	R9	A	12	V2
25x150 RC · 9,8"x59" RC	●					CT1	R9	A	12	V2
29,5x120x2 RC · 12"x48"x0,8" RC OUTDOOR20	●					CT3	R11	C	8	V2

EMBALAJE PACKING	COD. PRECIO PRICE CODE	CAJAS BOXES			PALET PALLET		
		PIEZAS PIECES	m²	Kg.	CAJAS BOXES	m²	Kg.
20x120 RC · 8"x48" RC	B298	7	1,680	35	44	73,92	1470
22,5x90 RC · 9"x36"	B150	6	1,215	23	60	72,90	1345
25x150 RC · 9,8"x59" RC	B333	3	1,103	27	45	49,64	1231
29,5x120x2 RC · 12"x48"x0,8" RC OUTDOOR20	B600B	2	0,708	34	32	22,65	1082


DISPONIBLE PIEZA ESPECIAL pág.226  
AVAILABLE COMPLEMENTARY PIECE p.226




# Rotterdam

WOOD COLLECTION

PASTA BLANCA · WHITE BODY



Rotterdam Rel Haya  
33x100cm RC



Rotterdam Rel Rovere  
33x100cm RC



Rotterdam Rel Noce  
33x100cm RC



Rotterdam Rel Nature  
33x100cm RC



Rotterdam Rel Grey  
33x100cm RC



Rotterdam Noce 25x150 RC · Rotterdam Noce 33x100 RC

REFERENCIA REFERENCE	CARACTERÍSTICAS TÉCNICAS / TECHNICAL CHARACTERISTICS						
	COLOUR BODY	CT	R	A·B·C	GRAPH. VARIETY	COLOUR VARIATION	
33x100 RC REL · 13"x40" RC REL	●				4	V2	

EMBALAJE PACKING	COD. PRECIO PRICE CODE	CAJAS / BOXES		PALET / PALLET	
		PIEZAS PIECES	m <sup>2</sup> Kg.	CAJAS BOXES	m <sup>2</sup> Kg.
33x100 RC REL · 13"x40" RC REL	B230DEC	4	1,330 / 26	48	63,84 / 1231



**Soho** WOOD COLLECTION

PORCELÁNICO · PORCELAIN



Soho White 22,5x90cm



Soho Caliza 22,5x90cm



Soho Grey 22,5x90cm



Soho Oak 22,5x90cm

Soho Grey 22,5x90cm

Soho Oak 22,5x90cm



Soho Taupe 22,5x90cm



Soho Grey 22,5x90

REFERENCIA REFERENCE	CARACTERÍSTICAS TÉCNICAS / TECHNICAL CHARACTERISTICS										
	P	AS	PR	C	V	COLOUR BODY	CT	R	A-B-C	GRAPH. VARIETY	COLOUR VARIATION
22,5x90 - 9"x36"	•						CT1	R9	A	12	V2
22,5x90 ANTISLIP · 9"x36" ANTISLIP	•						CT3	R11	C	12	V2

EMBALAJE PACKING	COD. PRECIO PRICE CODE	CAJAS / BOXES		PALET / PALLET	
		PIEZAS PIECES	m <sup>2</sup> Kg.	CAJAS BOXES	m <sup>2</sup> Kg.
22,5x90 - 9"x36"	B150	6	1,215 23	60	72,90 1345
22,5x90 ANTISLIP · 9"x36" ANTISLIP		6	1,215 23	60	72,90 1345

DISPONIBLE PIEZA ESPECIAL pág.226  
AVAILABLE COMPLEMENTARY PIECE p.226





# Taiga WOOD COLLECTION

PORCELÁNICO · PORCELAIN



Taiga Haya 20x120cm RC



Taiga Gris 20x120cm RC



Taiga Natural 20x120cm RC

EMBALAJE PACKING	CARACTERÍSTICAS TÉCNICAS TECHNICAL CHARACTERISTICS					COD. PRECIO PRICE CODE	CAJAS BOXES			PALET PALLET		
	CT	R	A·B·C	GRAPH. VARIETY	COLOUR VARIATION		PIEZAS PIECES	m <sup>2</sup>	Kg.	CAJAS BOXES	m <sup>2</sup>	Kg.
20x120 RC · 8"x48" RC	CT1	R9	A	16	V2	B298	7	1,680	35	44	73,92	1470

DISPONIBLE PIEZA ESPECIAL pág.226  
AVAILABLE COMPLEMENTARY PIECE p.226



Taiga Haya 20x120 RC



# CONCRETE

*Collection*

## ESTÉTICA INDUSTRIAL Y MODERNA

Inspired by the appearance of concrete, our collections favor the creation of spaces that are calm and modern. Ideal for spaces with a contemporary and minimalist air. They represent the synthesis of technique, technological avant-garde and aesthetic research.

## INDUSTRIAL AND MODERN AESTHETICS

Inspired by the look of concrete, our collections help to create calm and modern spaces. Ideal for spaces with a contemporary and minimalist air. They represent the synthesis of technique, technological avant-garde and aesthetic research.

## ESTHÉTIQUE INDUSTRIELLE ET MODERNE

Inspirées par l'aspect du béton, nos collections aident à créer des espaces calmes et modernes. Idéales pour les espaces ayant un air contemporain et minimaliste. Elles représentent la synthèse de la technique, de l'avant-garde technologique et de la recherche esthétique.

## INDUSTRIELLE UND MODERNE ÄSTHETIK

Inspiziert vom Aussehen des Betons, tragen unsere Kollektionen dazu bei, ruhige und moderne Räume zu schaffen. Ideal für Räume mit zeitgenössischem und minimalistischem Flair. Sie stellen die Synthese von Technik, technologischer Avantgarde und ästhetischer Forschung dar.





Area CONCRETE COLLECTION

OUTDOOR20

PORCELÁNICO · PORCELAIN



Area Beige  
60x60x2cm RC



Area Grey  
60x60x2cm RC



Area Graphite  
60x60x2cm RC


Area Grey 60x60x2 RC

REFERENCIA REFERENCE	CARACTERÍSTICAS TÉCNICAS TECHNICAL CHARACTERISTICS										
	P	PE	PR	G	V	COLOUR BODY	CT	R	A-B-C	GRAPH VARIETY	COLOUR VARIATION
60x60x2 RC - 24"x24"x0,8" RC OUTDOOR20	●	●	●	●	●		CT3	R11	C	B	V3
EMBALAJE PACKING	COD. PRECIO PRICE CODE	CAJAS BOXES			PALET PALLET						
		PIEZAS PIECES	m <sup>2</sup>	Kg.	CAJAS BOXES	m <sup>2</sup>	Kg.				
60x60x2 RC - 24"x24"x0,8" RC OUTDOOR20	B410A	2	0,720	34	30	21,60	1015				

DISPONIBLE PIEZA ESPECIAL pág.226  
AVAILABLE COMPLEMENTARY PIECE p.226




PASTA BLANCA · WHITE BODY



Code White 33x100cm RC



Code Grey 33x100cm RC



Code Rel Grey 33x100cm RC



Code Black 33x100cm RC



Code Rel Black 33x100cm RC

Code Grey 33x100 RC · Code Rel Grey 33x100 RC  
Galmora Nature 29,5x120 RC

REFERENCIA REFERENCE	CARACTERÍSTICAS TÉCNICAS · TECHNICAL CHARACTERISTICS									
	P	PR	DR	D	V	CT	R	A-B-C	GRAPH. VARIETY	COLOUR VARIATION
33x100 RC · 13"x40" RC	●	●	●	●	●				10	V2
33x100 RC REL · 13"x40" RC REL	●	●	●	●	●				10	V2


EMBALAJE PACKING	CÓD. PRECIO PRICE CODE	CAJAS · BOXES			PALET · PALLET		
		PIEZAS PIECES	m <sup>2</sup>	Kg.	CAJAS BOXES	m <sup>2</sup>	Kg.
33x100 RC · 13"x40" RC	B208A	4	1,330	26	48	63,84	1231
33x100 RC REL · 13"x40" RC REL	B210DEC	4	1,330	26	48	63,84	1231






**Exa** CONCRETE COLLECTION

PASTA BLANCA · WHITE BODY



Exa White 33x100cm RC




Exa Rel White 33x100cm RC




Exa Grey 33x100cm RC



Exa Rel Grey 33x100cm RC




Exa Calcite 33x100cm RC



Exa Rel Calcite 33x100cm RC



Exa Dec Cold 33x100cm RC



Exa Dec Warm 33x100cm RC


PORCELÁNICO · PORCELAIN



Exa White 60x60cm RC



Exa Grey 60x60cm RC



Exa Calcite 60x60cm RC

REFERENCIA REFERENCE	CARACTERÍSTICAS TÉCNICAS · TECHNICAL CHARACTERISTICS								
	P	PB	PP	COLOUR BODY	CT	R	A-B-C	GRAPH. VARIETY	COLOUR VARIATION
60x60 RC · 24"x24" RC	●	●	●	●	CT1	R9	A	10	V2
33x100 RC · 13"x40" RC	●	●	●	●				14	V2
33x100 RC REL · 13"x40" RC REL	●	●	●	●				14	V2
33x100 RC DEC · 13"x40" RC DEC	●	●	●	●				4	V2

EMBALAJE PACKING	CÓD. PRECIO PRICE CODE	CAJAS · BOXES			PALET · PALLET		
		PIEZAS PIECES	m <sup>2</sup>	Kg.	CAJAS BOXES	m <sup>2</sup>	Kg.
60x60 RC · 24"x24" RC	B226B	3	1,080	23	40	43,20	900
33x100 RC · 13"x40" RC	B208A	4	1,330	26	48	63,84	1231
33x100 RC REL · 13"x40" RC REL	B230DEC	4	1,330	26	48	63,84	1231
33x100 RC DEC · 13"x40" RC DEC	B230DEC	4	1,330	26	48	63,84	1231

Exa White 33x100 RC · Exa Dec Cold 33x100 RC · Exa White 60x60 RC

DISPONIBLE PIEZA ESPECIAL pág.226  
AVAILABLE COMPLEMENTARY PIECE p.226





# Happy CONCRETE COLLECTION

OUTDOOR20

PORCELÁNICO · PORCELAIN

Happy White 100x100cm RC	Happy Ivory 100x100cm RC	Happy Grey 100x100cm RC	Happy Anthracite 100x100cm RC
Happy Ivory 100x100x2cm RC	Happy Grey 100x100x2cm RC	Happy Anthracite 100x100x2cm RC	
Happy Ivory 60x60x2cm RC	Happy Grey 60x60x2cm RC	Happy Anthracite 60x60x2cm RC	
Joy White 60x60cm RC	Joy Ivory 60x60cm RC	Joy Grey 60x60cm RC	Joy Anthracite 60x60cm RC
Joy Grey 60x60x2cm RC	Joy Anthracite 60x60x2cm RC		

Happy Anthracite 60x60x2 RC · Joy Anthracite 60x60x2 RC

EMBALAJE PACKING	CARACTERÍSTICAS TÉCNICAS				TECHNICAL CHARACTERISTICS				COD. PRECIO PRICE CODE	CAJAS BOXES			PALET PALLET				
	P	PB	PR	Q	V	COLOR BODY	CT	R		A-B-C	GRAPH. VARIETY	PIEZAS PIECES	m²	Kg.	CAJAS BOXES	m²	Kg.
60x60 RC · 24"x24" RC	●						CT1	R9	A	24	B226B	3	1,080	23	40	43,20	900
100x100 RC · 40"x40" RC	●						CT1	R9	A	8	B311	2	2,000	48	24	48,00	1135
60x60x2 RC · 24"x24"x0,8" RC OUTDOOR20	●		●				CT3	R11	C	24	B410A	2	0,720	34	30	21,60	1015
100x100x2 RC · 40"x40"x0,8" RC OUTDOOR20	●		●				CT3	R11	C	8	B600A	1	1,000	48	24	24,00	1143

DISPONIBLE PIEZA ESPECIAL pág.226  
AVAILABLE COMPLEMENTARY PIECE p.226






Joy Blue 33x100 RC · Joy White 60x60 RC

# Happy CONCRETE COLLECTION

PASTA BLANCA · WHITE BODY



Happy White 33x100cm RC



Happy Ivory 33x100cm RC



Joy White 33x100cm RC



Joy Ivory 33x100cm RC



Joy Grey 33x100cm RC



Joy Rose 33x100cm RC



Joy Blue 33x100cm RC



Joy Mint 33x100cm RC

EMBALAJE PACKING	CARACTERÍSTICAS TÉCNICAS		TECHNICAL CHARACTERISTICS		COD. PRECIO PRICE CODE	CAJAS BOXES			PALET PALLET			
	CT	R	A-B-C	GRAPH. VARIETY		COLOUR VARIATION	PIEZAS PIECES	m <sup>2</sup>	Kg.	CAJAS BOXES	m <sup>2</sup>	Kg.
33x100 RC · 13"x40" RC	•			17	V2	B208A	4	1,330	26	48	63,84	1231
33x100 RC DEC · 13"x40" RC DEC	•			6	V2	B230DEC	4	1,330	26	48	63,84	1231



Joy Rose 33x100 RC · Happy Ivory 33x100 RC · Bosland Nut 20x120 RC






# Kenzo CONCRETE COLLECTION

VIKER

PORCELÁNICO · PORCELAIN



Kenzo White 100x100x0,7cm RC



Kenzo White 60x120x0,7cm RC




Kenzo White 60x60x0,7cm RC



Kenzo White 30x60x0,7cm RC



Kenzo Beige 100x100x0,7cm RC




Kenzo Beige 60x120x0,7cm RC



Kenzo Beige 60x60x0,7cm RC



Kenzo Beige 30x60x0,7cm RC



Kenzo Silver 100x100x0,7cm RC



Kenzo Silver 60x120x0,7cm RC




Kenzo Silver 60x60x0,7cm RC



Kenzo Silver 30x60x0,7cm RC




Kenzo Dark 100x100x0,7cm RC



Kenzo Dark 60x120x0,7cm RC



Kenzo Dark 60x60x0,7cm RC



Kenzo Dark 30x60x0,7cm RC

EMBALAJE PACKING	CARACTERÍSTICAS TÉCNICAS TECHNICAL CHARACTERISTICS				COD. PRECIO PRICE CODE	CAJAS BOXES		PALET PALLET			
	P	PR	COLOUR BODY	CT R A-B-C GRAPH. COLOUR VARIETY VARIAT.		PIEZAS PIECES	m <sup>2</sup> Kg.	CAJAS BOXES	m <sup>2</sup> Kg.		
30x60x0,7 RC - 12"x24"x0,3" RC VIKER	●	●	●	CT1 R9 A 32 V2	B290	7	1,260	21	40	50,40	845
60x60x0,7 RC - 24"x24"x0,3" RC VIKER	●	●	●	CT1 R9 A 21 V2	B291	4	1,440	24	40	57,60	940
60x120x0,7 RC - 24"x48"x0,3" RC VIKER	●	●	●	CT1 R9 A 18 V2	B289	3	2,160	34	30	64,80	1040
100x100x0,7 RC - 40"x40"x0,3" RC VIKER	●	●	●	CT1 R9 A 6 V2	B292	3	3,000	48	24	72,00	1175

Luna Bianco 60x120 RCP  
Kenzo Dark 100x100x0,7 RC

DISPONIBLE PIEZA ESPECIAL pág.226  
AVAILABLE COMPLEMENTARY PIECE p.226





# Make Up

CONCRETE COLLECTION

OUTDOOR20

PORCELÁNICO · PORCELAIN

Make Up White 100x100cm RC	Make Up Grey 100x100cm RC	Make Up Mink 100x100cm RC	Make Up Dark 100x100cm RC
Make Up White 100x100cm RC	Make Up Grey 100x100cm RC	Make Up Mink 100x100cm RC	Make Up Dark 100x100cm RC
Make Up White 100x100x2cm RC	Make Up Grey 100x100x2cm RC	Make Up Mink 100x100x2cm RC	Make Up Dark 100x100x2cm RC

Make Up White 60x120cm RC	Make Up White 60x60cm RC	Make Up White 31,6x60,8cm	Hidra Warm 60x60cm RC
Make Up White 60x120x2cm RC	Make Up White 60x60cm RC		Hidra Out20 Warm 60x60x2cm RC

Make Up Grey 60x120cm RC	Make Up Grey 60x60cm RC	Make Up Grey 31,6x60,8cm	Hidra Cold 60x60cm RC
Make Up Grey 60x120x2cm RC	Make Up Grey 60x60cm RC		Hidra Out20 Cold 60x60x2cm RC

Make Up Mink 60x120cm RC	Make Up Mink 60x60cm RC	Make Up Mink 31,6x60,8cm	
Make Up Mink 60x120x2cm RC	Make Up Mink 60x60cm RC		

Make Up Dark 60x120cm RC	Make Up Dark 60x60cm RC	Make Up Dark 31,6x60,8cm	
Make Up Dark 60x120x2cm RC	Make Up Dark 60x60cm RC		

EMBALAJE PACKING	CARACTERÍSTICAS TÉCNICAS TECHNICAL CHARACTERISTICS							COD. PRECIO PRICE CODE	CAJAS BOXES			PALET PALLET						
	P	PE	PR	C	V	COLOUR BODY	CT		R	A-B-C	GRAPH. VARIETY	COLOUR VARIAT.	PIEZAS PIECES	m <sup>2</sup>	Kg.	CAJAS BOXES	m <sup>2</sup>	Kg.
31,6x60,8 · 12"x24"	●						CT1	R9	A	36	V3	B186A	6	1,150	24	40	46,00	892
60x60 RC · 24"x24" RC	●						CT1	R9	A	18	V3	B226B	3	1,080	23	40	43,20	900
60x60 RC ANTISLIP · 24"x24" RC ANTISLIP	●						CT3	R11	C	18	V3		3	1,080	23	40	43,20	900
60x120 RC · 24"x48" RC	●						CT1	R9	A	18	V3	B310C	2	1,440	31	36	51,84	1045
100x100 RC · 40"x40" RC	●						CT1	R9	A	9	V3	B311	2	2,000	48	24	48,00	1135
100x100 RC ANTISLIP · 40"x40" RC ANTISLIP	●						CT3	R11	C	9	V3	B311DEC	2	2,000	48	24	48,00	1135
60x60x2 RC · 24"x24"x0,8" RC OUTDOOR20	●	●					CT3	R11	C	18	V3	B410A	2	0,720	34	30	21,60	1015
60x120x2 RC · 24"x48"x0,8" RC OUTDOOR20	●	●					CT3	R11	C	18	V3	B600C	1	0,720	34	27	19,44	928
100x100x2 RC · 40"x40"x0,8" RC OUTDOOR20	●	●					CT3	R11	C	9	V3	B600A	1	1,000	48	24	24,00	1143

Make Up Grey 100x100x2 RC · Hidra Out20 Cold 60x60x2 RC

DISPONIBLE PIEZA ESPECIAL pag.208  
AVAILABLE COMPLEMENTARY PIECE p.208






# Manhattan

CONCRETE COLLECTION

PASTA BLANCA · WHITE BODY



Manhattan White 33x100cm RC



Manhattan Nude 33x100cm RC



Manhattan Rel White 33x100cm RC



Manhattan Rel Nude 33x100cm RC



Manhattan Dec White 33x100cm RC



Manhattan Dec Nude 33x100cm RC



Manhattan Graphite 33x100cm RC



Manhattan Rel Graphite 33x100cm RC



Manhattan Dec Graphite 33x100cm RC

PORCELÁNICO · PORCELAIN



Manhattan White 60x60cm RC



Manhattan Nude 60x60cm RC



Manhattan Graphite 60x60cm RC

REFERENCIA REFERENCE	CARACTERÍSTICAS TÉCNICAS TECHNICAL CHARACTERISTICS						
	P	PB	PR	C	V		
	COLOUR BODY		CT	R	A-B-C	GRAPH. VARIETY	
			CT1	R9	A	10	V2
60x60 RC · 24"x24" RC	●	●					
33x100 RC · 13"x40" RC		●					16 V2
33x100 RC REL · 13"x40" RC REL		●					16 V2
33x100 RC DEC · 13"x40" RC DEC		●					16 V2

EMBALAJE PACKING	COD. PRECIO PRICE CODE	CAJAS BOXES		PALET PALLET		
		PIEZAS PIECES	m <sup>2</sup> Kg.	CAJAS BOXES	m <sup>2</sup> Kg.	
60x60 RC · 24"x24" RC	B226B	3	1,080	23	40 43,20	900
33x100 RC · 13"x40" RC	B208A	4	1,330	26	48 63,84	1231
33x100 RC REL · 13"x40" RC REL	B230DEC	4	1,330	26	48 63,84	1231
33x100 RC DEC · 13"x40" RC DEC	B230DEC	4	1,330	26	48 63,84	1231

Manhattan White 33x100 RC · Manhattan Rel White 33x100 RC

DISPONIBLE PIEZA ESPECIAL pág.226  
AVAILABLE COMPLEMENTARY PIECE p.226






# Menorca

CONCRETE COLLECTION

PASTA BLANCA · WHITE BODY



Menorca Blanco 33x100cm RC



Menorca Rel Blanco 33x100cm RC

REFERENCIA REFERENCE	CARACTERÍSTICAS TÉCNICAS TECHNICAL CHARACTERISTICS				GRAPH. VARIETY	COLOUR VARIATION
		COLOUR BODY	CT	R		
33x100 RC · 13"x40" RC	●				6	V2
33x100 RC REL · 13"x40" RC REL	●				6	V2

EMBALAJE PACKING	COD. PRECIO PRICE CODE	CAJAS · BOXES			PALET · PALLET		
		PIEZAS PIECES	m <sup>2</sup>	Kg.	CAJAS BOXES	m <sup>2</sup>	Kg.
33x100 RC · 13"x40" RC	B208A	4	1,330	26	48	63,84	1231
33x100 RC REL · 13"x40" RC REL	B230DEC	4	1,330	26	48	63,84	1231

Menorca Blanco 33x100 RC · Menorca Rel Blanco 33x100 RC  
Glamora Rovere 29,5x120 RC





# Mustang

CONCRETE COLLECTION OUTDOOR20

PORCELÁNICO · PORCELAIN

Mustang White 60x60cm RC	Mustang Grey 60x60cm RC	Mustang Anthracite 60x60cm RC
Mustang White 60x60x2cm RC	Mustang Grey 60x60x2cm RC	Mustang Anthracite 60x60x2cm RC
Mustang Mink 60x60cm RC	Mustang Noce 60x60cm RC	
Mustang Mink 60x60x2cm RC	Mustang Noce 60x60x2cm RC	

REFERENCIA REFERENCE	CARACTERÍSTICAS TÉCNICAS		TECHNICAL CHARACTERISTICS			
	COLOUR BODY	CT	R	A-B-C	GRAPH. VARIETY	COLOUR VARIATION
60x60 RC - 24"x24" RC	●	CT1	R9	A	10	V3
60x60x2 RC - 24"x24"x0,8" RC OUTDOOR20	●	CT3	R11	C	10	V3

EMBALAJE PACKING	COD. PRECIO PRICE CODE	CAJAS BOXES		PALET PALLET	
		PIEZAS PIECES	m <sup>2</sup> Kg.	CAJAS BOXES	m <sup>2</sup> Kg.
60x60 RC - 24"x24" RC	B226B	3	1,080 23	40	43,20 900
60x60x2 RC - 24"x24"x0,8" RC OUTDOOR20	B410A	2	0,720 34	30	21,60 1015

Mustang Grey 100x100 RC · Mustang Grey 100x100x2 RC

DISPONIBLE PIEZA ESPECIAL pág.226  
AVAILABLE COMPLEMENTARY PIECE p.226





# Nomade

CONCRETE COLLECTION

VIKER OUTDOOR20 BIM LIBRARY

PORCELÁNICO · PORCELAIN

 Nomade White 100x100cm RC  Nomade White 100x100x2cm RC	 Nomade White 40x120x0,7cm RC  Nomade White 40x120x0,7cm RC	 Nomade White 60x120cm RC  Nomade White 60x120x2cm RC	 Nomade White 60x60cm RC  Nomade White 60x60cm RC  Nomade White 60x60x2cm RC
 Nomade Grey 100x100cm RC  Nomade Grey 100x100x2cm RC	 Nomade Grey 40x120x0,7cm RC  Nomade Grey 40x120x0,7cm RC	 Nomade Grey 60x120cm RC  Nomade Grey 60x120x2cm RC	 Nomade Grey 60x60cm RC  Nomade Grey 60x60cm RC  Nomade Grey 60x60x2cm RC
 Nomade Bone 100x100cm RC  Nomade Bone 100x100x2cm RC	 Nomade Bone 40x120x0,7cm RC  Nomade Bone 40x120x0,7cm RC	 Nomade Bone 60x120cm RC  Nomade Bone 60x120x2cm RC	 Nomade Bone 60x60cm RC  Nomade Bone 60x60cm RC  Nomade Bone 60x60x2cm RC
 Nomade Taupe 100x100cm RC  Nomade Taupe 100x100x2cm RC	 Nomade Taupe 40x120x0,7cm RC  Nomade Taupe 40x120x0,7cm RC	 Nomade Taupe 60x120cm RC  Nomade Taupe 60x120x2cm RC	 Nomade Taupe 60x60cm RC  Nomade Taupe 60x60cm RC  Nomade Taupe 60x60x2cm RC

EMBALAJE PACKING	CARACTERÍSTICAS TÉCNICAS TECHNICAL CHARACTERISTICS						COD. PRECIO PRICE CODE	CAJAS BOXES			PALET PALLET		
	P	PR	PR	CT	R	A-B-C		PIEZAS PIECES	m <sup>2</sup>	Kg.	CAJAS BOXES	m <sup>2</sup>	Kg.
40x120x0,7 RC · 16"x48"x0,3" RC VIKER	●	●	●				B28B	4	1,920	30	24	46,08	715
40x120x0,7 RC REL · 16"x48"x0,3" RC REL VIKER	●	●	●				B312DEC	5	2,400	38	18	43,20	685
60x60 RC · 24"x24" RC	●	●	●	CT2	R10	B	B226B	3	1,080	23	40	43,20	900
60x60 RC ANTISLIP · 24"x24" RC ANTISLIP	●	●	●	CT3	R11	C	B226DEC	3	1,080	23	40	43,20	900
60x120 RC · 24"x48" RC	●	●	●	CT2	R10	B	B310C	2	1,440	31	36	51,84	1045
100x100 RC · 40"x40" RC	●	●	●	CT2	R10	B	B311	2	2,000	48	24	48,00	1135
60x60x2 RC · 24"x24"x0,8" RC OUTDOOR20	●	●	●	CT3	R11	C	B410A	2	0,720	34	30	21,60	1015
60x120x2 RC · 24"x48"x0,8" RC OUTDOOR20	●	●	●	CT3	R11	C	B600C	1	0,720	34	27	19,44	928
100x100x2 RC · 40"x40"x0,8" RC OUTDOOR20	●	●	●	CT3	R11	C	B600A	1	1,000	48	24	24,00	1143

DISPONIBLE PIEZA ESPECIAL pag.208  
AVAILABLE COMPLEMENTARY PIECE p.208





Nomade Taupe 33x100 RC · Nomade Rel Taupe 33x100 RC · Nomade Taupe 100x100 RC

# Nomade CONCRETE COLLECTION

PASTA BLANCA · WHITE BODY



Nomade White 33x100cm RC



Nomade Grey 33x100cm RC



Nomade Bone 33x100cm RC




Nomade Taupe 33x100cm RC




Nomade Rel White 33x100cm RC



Nomade Rel Grey 33x100cm RC



Nomade Rel Bone 33x100cm RC



Nomade Rel Taupe 33x100cm RC

EMBALAJE PACKING	CARACTERÍSTICAS TÉCNICAS				TECHNICAL CHARACTERISTICS				COD. PRECIO PRICE CODE	CAJAS BOXES			PALET PALLET				
	P	PR	CR	CT	COLOUR BODY	CT	R	A-B-C		GRAPH. VARIETY	COLOUR VARIATION	PIEZAS PIECES	m <sup>2</sup>	Kg.	CAJAS BOXES	m <sup>2</sup>	Kg.
33x100 RC · 13"x40" RC	●	●	●	●	●				12	V2	B208A	4	1,330	26	48	63,84	1231
33x100 RC REL · 13"x40" RC REL	●	●	●	●	●				4	V2	B230DEC	4	1,330	26	48	63,84	1231



Nomade White 33x100 RC · Nomade Rel White 33x100 RC · Nomade White 60x60 RC







**Porto** CONCRETE COLLECTION

ecostone OUTDOOR20

PORCELÁNICO · PORCELAIN



Porto White  
60x60x2cm RC



Porto Grey  
60x60x2cm RC



Porto Taupe  
60x60x2cm RC



Porto Graphite  
60x60x2cm RC

Porto Taupe 60x60x2 RC

REFERENCIA	REFERENCIA	CARACTERÍSTICAS TÉCNICAS				TECHNICAL CHARACTERISTICS			
60x60x2 RC · 24"x24"x0,8" RC ECOSTONE	60x60x2 RC · 24"x24"x0,8" RC ECOSTONE	CT	R	A-B-C	GRAPH	COLOUR	GRAPH	COLOUR	
		CT3	R11	C	B	V3	VARIETY	VARIATION	

EMBALAJE	CÓD. PRECIO	CAJAS		PALET	
		PIEZAS	CAJAS	PIEZAS	CAJAS
60x60x2 RC · 24"x24"x0,8" RC ECOSTONE	B110	PIECES	BOXES	PIECES	BOXES
		m <sup>2</sup>	Kg.	m <sup>2</sup>	Kg.
		2	0,720 30	30	21,60 962


DISPONIBLE PIEZA ESPECIAL pág.226  
AVAILABLE COMPLEMENTARY PIECE p.226





# Town CONCRETE COLLECTION

PORCELÁNICO · PORCELAIN TILE



EMBALAJE PACKING	CARACTERÍSTICAS TÉCNICAS TECHNICAL CHARACTERISTICS					COD. PRECIO PRICE CODE	CAJAS BOXES			PALET PALLET							
	P	GR	RR	Q	V		COLOUR BODY	CT	R	A-B-C	GRAPH. VARIETY	COLOUR VARIATION	PIEZAS PIECES	m <sup>2</sup>	Kg.	CAJAS BOXES	m <sup>2</sup>
31,6x60,8 - 12"x24"	●	●	●	●	●	B186A	CT1	R9	A	36	V3	6	1,150	24	40	46,00	892
31,6x60,8 REL - 12"x24" REL	●	●	●	●	●	B205DEC	●	●	●	36	V3	6	1,150	24	40	46,00	892
31,6x60,8 - 12"x24"	●	●	●	●	●	B186A	CT2	R10	B	36	V3	6	1,150	24	40	46,00	892
31,6x60,8 ANTISLIP - 12"x24" ANTISLIP	●	●	●	●	●	B205DEC	CT3	R11	C	36	V3	6	1,150	24	40	46,00	892



Town Black 31,6x60,8 · Town Rel Black 31,6x60,8

Town Grey 31,6x60,8



# MARBLE

*Collection*

## LA SUTILEZA DEL MÁRMOL

El mármol es una apuesta única que aporta una distinción inigualable. Su eterna elegancia se complementa perfectamente con diseños naturales para crear espacios sofisticados con mucha personalidad. Los podemos encontrar con efecto antideslizante, una opción perfecta para interiores que se proyectan al exterior.

## THE SUBTLETY OF MARBLE

Marble is a unique choice that brings unrivalled distinction. Its timeless elegance is perfectly complemented by natural designs to create sophisticated spaces with a lot of personality. We can find them with anti-slip effect, a perfect option for interiors that are projected to the exterior.

## LA SUBTILITÉ DU MARBRE

Le marbre est un choix unique qui apporte une distinction inégalée. Son élégance intemporelle est parfaitement complétée par des motifs naturels pour créer des espaces sophistiqués avec beaucoup de personnalité. On peut les trouver avec un effet antidérapant, une option parfaite pour les intérieurs qui se projettent vers l'extérieur.

## DIE SUBTILITÄT VON MARMOR

Marmor ist eine einzigartige Wahl, die einen unvergleichlichen Unterschied macht. Seine zeitlose Eleganz wird perfekt durch natürliche Designs ergänzt, um anspruchsvolle Räume mit viel Persönlichkeit zu schaffen. Es gibt sie auch mit Anti-Rutsch-Effekt, eine perfekte Option für Innenräume, die nach außen projiziert werden.



PORCELÁNICO · PORCELAIN



Arpegio Bianco 60x90x2cm RC



Arpegio Bianco 60x60x2cm RC



Arpegio Bianco 60x90x2 RC

REFERENCIA REFERENCE	CARACTERÍSTICAS TÉCNICAS / TECHNICAL CHARACTERISTICS										
	P	PB	PR	C	V	COLOUR BODY	CT	R	A-B-C	GRAPH. VARIETY	COLOUR VARIATION
60x60x2 RC · 24"x24"x0,8" RC · OUTDOOR20	●	●	●	●	●		CT3	R11	C	25	V1
60x90x2 RC · 24"x36"x0,8" RC · OUTDOOR20	●	●	●	●	●		CT3	R11	C	25	V1

EMBALAJE PACKING	COD. PRECIO PRICE CODE	CAJAS / BOXES			PALET / PALLET		
		PIEZAS PIECES	m <sup>2</sup>	Kg.	CAJAS BOXES	m <sup>2</sup>	Kg.
60x60x2 RC · 24"x24"x0,8" RC · OUTDOOR20	B410A	2	0,720	34	30	21,60	1015
60x90x2 RC · 24"x36"x0,8" RC · OUTDOOR20	B524A	2	1,080	50	24	25,92	1190

DISPONIBLE PIEZA ESPECIAL pág.226  
AVAILABLE COMPLEMENTARY PIECE p.226



# Calacatta Gold

MARBLE COLLECTION

PORCELÁNICO · PORCELAIN



Calacatta Gold 120x120cm RCP



Calacatta Gold 60x120cm RCP



Calacatta Gold 75x150cm RCP



Calacatta Gold 120x120 RCP

REFERENCIA REFERENCE	CARACTERÍSTICAS TÉCNICAS / TECHNICAL CHARACTERISTICS						
	COLOUR BODY	CT	R	A-B-C	GRAPH. VARIETY	COLOUR VARIATION	
60x120 RCP · 24"x48" RCP	●				12	V1	
75x150 RCP · 29,5"x59" RCP	●				6	V1	
120x120 RCP · 48"x48" RCP	●				6	V1	

EMBALAJE PACKING	COD. PRECIO PRICE CODE	CAJAS / BOXES		PALET / PALLET	
		PIEZAS PIECES	m <sup>2</sup> Kg.	CAJAS BOXES	m <sup>2</sup> Kg.
60x120 RCP · 24"x48" RCP	B360A	2	1,440 / 33	32	46,08 / 1150
75x150 RCP · 29,5"x59" RCP	B430E	1	1,130 / 28	40	45,20 / 1140
120x120 RCP · 48"x48" RCP	B431A	1	1,440 / 38	36	51,84 / 1340

DISPONIBLE PIEZA ESPECIAL pág.226  
AVAILABLE COMPLEMENTARY PIECE p.226



# Calacatta Gold MARBLE COLLECTION


PASTA BLANCA · WHITE BODY



Calacatta Gold 33x100cm RC



Breeze Calacatta Gold 33x100cm RC



Velvet Calacatta Gold 33x100cm RC



Calacatta Gold 33x100 RC · Breeze Calacatta Gold 33x100 RC  
Calacatta Gold 120x120 RCP

REFERENCIA REFERENCE	CARACTERÍSTICAS TÉCNICAS				TECHNICAL CHARACTERISTICS			
	CT	R	A-B-C	GRAPH. VARIETY	COLOUR VARIATION			
33x100 RC · 13"x40" RC	●			20	V1			
33x100 RC REL · 13"x40" RC REL	●			20	V1			

EMBALAJE PACKING	COD. PRECIO PRICE CODE	CAJAS · BOXES			PALET · PALLET		
		PIEZAS PIECES	m <sup>2</sup>	Kg.	CAJAS BOXES	m <sup>2</sup>	Kg.
33x100 RC · 13"x40" RC	B210	4	1,330	26	48	63,84	1231
33x100 RC REL · 13"x40" RC REL	B231DEC	4	1,330	26	48	63,84	1231





# Capraia

MARBLE COLLECTION

PORCELÁNICO · PORCELAIN



Capraia Bianco 120x120cm RCP



Capraia Bianco 60x120cm RCP



Capraia Bianco 75x150cm RCP

REFERENCIA REFERENCE	CARACTERÍSTICAS TÉCNICAS / TECHNICAL CHARACTERISTICS						
	COLOUR BODY	CT	R	A-B-C	GRAPH. VARIETY	COLOUR VARIATION	
60x120 RCP - 24"x48" RCP	●				12	V1	
75x150 RCP - 29,5"x59" RCP	●				6	V1	
120x120 RCP - 48"x48" RCP	●				6	V1	

EMBALAJE PACKING	COD. PRECIO PRICE CODE	CAJAS / BOXES		PALET / PALLET	
		PIEZAS PIECES	m <sup>2</sup> Kg.	CAJAS BOXES	m <sup>2</sup> Kg.
60x120 RCP - 24"x48" RCP	B360A	2	1,440 / 33	32	46,08 / 1150
75x150 RCP - 29,5"x59" RCP	B430E	1	1,130 / 28	40	45,20 / 1140
120x120 RCP - 48"x48" RCP	B431A	1	1,440 / 38	36	51,84 / 1340


Capraia Bianco 60x120 RCP



DISPONIBLE PIEZA ESPECIAL pág.226  
AVAILABLE COMPLEMENTARY PIECE p.226





# Capraia MARBLE COLLECTION

PASTA BLANCA · WHITE BODY





Capraia Bianco 33x100cm RC  



Breeze Capraia Bianco 33x100cm RC  



Velvet Capraia Bianco 33x100cm RC  



Capraia Bianco 33x100 RC · Breeze Capraia Bianco 33x100 RC  
Glamora Rovere 29,5x120 RC

REFERENCIA REFERENCE	CARACTERÍSTICAS TÉCNICAS		TECHNICAL CHARACTERISTICS			
	COLOUR BODY	CT	R	A-B-C	GRAPH. VARIETY	COLOUR VARIATION
33x100 RC · 13"x40" RC	   				15	V1
33x100 RC REL · 13"x40" RC REL	   				15	V1

EMBALAJE PACKING	COD. PRECIO PRICE CODE	CAJAS · BOXES			PALET · PALLET		
		PIEZAS PIECES	m <sup>2</sup>	Kg.	CAJAS BOXES	m <sup>2</sup>	Kg.
33x100 RC · 13"x40" RC	B210	4	1,330	26	48	63,84	1231
33x100 RC REL · 13"x40" RC REL	B231DEC	4	1,330	26	48	63,84	1231





# Eleganza

MARBLE COLLECTION

PORCELÁNICO · PORCELAIN



Eleganza Bianco 120x120cm RCP




Eleganza Grigio 120x120cm RCP




Eleganza Crema 120x120cm RCP




Eleganza Bianco 60x120cm RCP



Eleganza Grigio 60x120cm RCP




Eleganza Crema 60x120cm RCP



Eleganza Bianco 75x150cm RCP



Eleganza Grigio 75x150cm RCP



Eleganza Crema 75x150cm RCP

EMBALAJE PACKING	CARACTERÍSTICAS TÉCNICAS / TECHNICAL CHARACTERISTICS										COD. PRECIO PRICE CODE	CAJAS / BOXES			PALET / PALLET			
	P	GR	GR	GR	V	COLOR BODY	CT	R	A-B-C	GRAPH. VARIETY		COLOUR VARIATION	PIEZAS / PIECES	m <sup>2</sup>	Kg.	CAJAS / BOXES	m <sup>2</sup>	Kg.
60x120 RCP - 24"x48" RCP	●	●	●	●	●							B360A	2	1,440	33	32	46,08	1150
75x150 RCP - 29,5"x59" RCP	●											B430E	1	1,130	28	40	45,20	1140
120x120 RCP - 48"x48" RCP	●											B431A	1	1,440	38	36	51,84	1340

DISPONIBLE PIEZA ESPECIAL pág.226  
AVAILABLE COMPLEMENTARY PIECE p.226





Eleganza Grigio 33x100 RC

# Eleganza MARBLE COLLECTION


## PASTA BLANCA · WHITE BODY



Eleganza Bianco 33x100cm RC



Eleganza Grigio 33x100cm RC




Eleganza Crema 33x100cm RC



Eleganza Rel Bianco 33x100cm RC



Eleganza Rel Grigio 33x100cm RC



Eleganza Rel Crema 33x100cm RC



Eleganza Dec Bianco 33x100cm RC



Eleganza Dec Grigio 33x100cm RC



Eleganza Dec Crema 33x100cm RC

EMBALAJE PACKING	CARACTERÍSTICAS TÉCNICAS				TECHNICAL CHARACTERISTICS				COD. PRECIO PRICE CODE	CAJAS		BOXES		PALET		PALLET	
	P	PR	PR	PR	COLOUR BODY	CT	R	A-B-C		GRAPH. VARIETY	COLOUR VARIATION	PIEZAS PIECES	m <sup>2</sup>	Kg.	CAJAS BOXES	m <sup>2</sup>	Kg.
33x100 RC · 13"x40" RC	●	●	●	●	V					V1	B210	4	1,330	26	48	63,84	1231
33x100 RC REL · 13"x40" RC REL	●	●	●	●	V					V1	B231DEC	4	1,330	26	48	63,84	1231
33x100 RC DEC · 13"x40" RC DEC	●	●	●	●	V					V2	B231DEC	4	1,330	26	48	63,84	1231



Eleganza Crema 33x100 RC · Eleganza Dec Crema 33x100 RC · Eleganza Crema 120x120 RC





**Elit** MARBLE COLLECTION


PORCELÁNICO · PORCELAIN



Elit Bianco 120x120cm RCP



Elit Beige 120x120cm RCP



Elit Bianco 60x120cm RCP



Elit Beige 60x120cm RCP



Elit Bianco 60x60cm RC

Elit Bianco 120x120 RCP

REFERENCIA REFERENCE	CARACTERÍSTICAS TÉCNICAS / TECHNICAL CHARACTERISTICS					
	COLOUR BODY	CT	R	A-B-C	GRAPH. VARIETY	COLOUR VARIATION
60x60 RC · 24"x24" RC	●	●	●	●	12	V2
60x120 RCP · 24"x48" RCP	●	●	●	●	18	V2
120x120 RCP · 48"x48" RCP	●	●	●	●	6	V2

EMBALAJE PACKING	COD. PRECIO PRICE CODE	CAJAS / BOXES			PALET / PALLET		
		PIEZAS PIECES	m <sup>2</sup>	Kg.	CAJAS BOXES	m <sup>2</sup>	Kg.
60x60 RC · 24"x24" RC	B226B	3	1,080	23	40	43,20	900
60x120 RCP · 24"x48" RCP	B360A	2	1,440	33	32	46,08	1150
120x120 RCP · 48"x48" RCP	B431A	1	1,440	38	36	51,84	1340

DISPONIBLE PIEZA ESPECIAL pág.226  
AVAILABLE COMPLEMENTARY PIECE p.226





**Elit** MARBLE COLLECTION

PASTA BLANCA · WHITE BODY



Elit Bianco 30x90cm RC



Linx Bianco 30x90cm RC



Truss Bianco 30x90cm RC

Elit Bianco 30x90 RC · Truss Bianco 30x90 RC  
Elit Bianco 60x60 RC

REFERENCIA REFERENCE	CARACTERÍSTICAS TÉCNICAS TECHNICAL CHARACTERISTICS						
	COLOUR BODY	CT	R	A-B-C	GRAPH. VARIETY	COLOUR VARIATION	
30x90 RC · 12"x36" RC	●				21	V2	
30x90 RC REL · 12"x36" RC REL	●				21	V2	

EMBALAJE PACKING	CÓD. PRECIO PRICE CODE	CAJAS BOXES		PALET PALLET			
		PIEZAS PIECES	m <sup>2</sup>	Kg.	CAJAS BOXES	m <sup>2</sup>	Kg.
30x90 RC · 12"x36" RC	B211A	4	1,080	20	48	51,84	1037
30x90 RC REL · 12"x36" RC REL	B211	4	1,080	20	48	51,84	1037






Stonehenge Oxide 60x120 RC  
Glamm Bronze 60x120 RCP

# Glamm MARBLE COLLECTION


PORCELÁNICO · PORCELAIN



Glamm Crema 120x120cm RCP



Glamm Bronze 120x120cm RCP




Glamm Crema 60x120cm RCP



Glamm Bronze 60x120cm RCP



Glamm Perla 60x60cm RC



Glamm Crema 60x60cm RC

REFERENCIA REFERENCE	CARACTERÍSTICAS TÉCNICAS / TECHNICAL CHARACTERISTICS					
	COLOUR BODY	CT	R	A-B-C	GRAPH, VARIETY	COLOUR VARIATION
60x60 RC · 24"x24" RC	●	●	●	●	12	V2
60x120 RCP · 24"x48" RCP	●	●	●	●	24	V2
120x120 RCP · 48"x48" RCP	●	●	●	●	6	V2

EMBALAJE PACKING	COD. PRECIO PRICE CODE	CAJAS / BOXES			PALET / PALLET		
		PIEZAS PIÉCES	m <sup>2</sup>	Kg.	CAJAS BOXES	m <sup>2</sup>	Kg.
60x60 RC · 24"x24" RC	B226B	3	1,080	23	40	43,20	900
60x120 RCP · 24"x48" RCP	B360A	2	1,440	33	32	46,08	1150
120x120 RCP · 48"x48" RCP	B431A	1	1,440	38	36	51,84	1340

DISPONIBLE PIEZA ESPECIAL pág.226  
AVAILABLE COMPLEMENTARY PIECE p.226






# Glamm MARBLE COLLECTION

PASTA BLANCA · WHITE BODY




Glamm Perla 30x90cm RC



Glamm Crema 30x90cm RC




Kenai Perla 30x90cm RC



Kenai Crema 30x90cm RC



Canopy Perla 30x90cm RC



Canopy Crema 30x90cm RC

Glamm Perla 30x90 RC · Canopy Perla 30x90 RC  
Dorian Oak 33x100 RC · Glamm Perla 60x60 RC

REFERENCIA REFERENCE	CARACTERÍSTICAS TÉCNICAS TECHNICAL CHARACTERISTICS						
	COLOUR BODY	CT	R	A-B-C	GRAPH. VARIETY	COLOUR VARIATION	
30x90 RC · 12"x36" RC	●				24	V2	
30x90 RC REL · 12"x36" RC REL	●				24	V2	

EMBALAJE PACKING	CÓD. PRECIO PRICE CODE	CAJAS BOXES		PALET PALLET			
		PIEZAS PIECES	m <sup>2</sup>	Kg.	CAJAS BOXES	m <sup>2</sup>	Kg.
30x90 RC · 12"x36" RC	B211A	4	1,080	20	48	51,84	1037
30x90 RC REL · 12"x36" RC REL	B211	4	1,080	20	48	51,84	1037



PORCELÁNICO · PORCELAIN




Juno Bianco 100x100x0,7cm RC



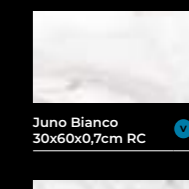
Juno Bianco 60x120x0,7cm RC



Juno Bianco 60x60x0,7cm RC



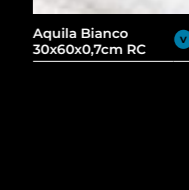
Lyra Bianco 60x120x0,7cm RC



Juno Bianco 30x60x0,7cm RC



Juno Bianco 40x120x0,7cm RC



Aquila Bianco 30x60x0,7cm RC



Hada Bianco 40x120x0,7cm RC

REFERENCIA REFERENCE	CARACTERÍSTICAS TÉCNICAS TECHNICAL CHARACTERISTICS		COLOUR BODY				CT	R	A-B-C	GRAPH. VARIETY	COLOUR VARIATION
	P	PR	PR	D	V						
30x60x0,7 RC - 12"x24"x0,3" RC VIKER	●	●	●	●	●	CT1				32	V1
30x60x0,7 RC REL - 12"x24"x0,3" RC REL VIKER	●	●	●	●	●					32	V1
40x120x0,7 RC - 16"x48"x0,3" RC VIKER	●	●	●	●	●	CT1				18	V1
40x120x0,7 RC REL - 16"x48"x0,3" RC REL VIKER	●	●	●	●	●					18	V1
60x60x0,7 RC - 24"x24"x0,3" RC VIKER	●	●	●	●	●	CT1				21	V1
60x120x0,7 RC - 24"x48"x0,3" RC VIKER	●	●	●	●	●	CT1				18	V1
60x120x0,7 RC REL - 24"x48"x0,3" RC REL VIKER	●	●	●	●	●					18	V1
100x100x0,7 RC - 40"x40"x0,3" RC VIKER	●	●	●	●	●	CT1				6	V1

EMBALAJE PACKING	CÓD. PRECIO PRICE CODE	CAJAS BOXES		PALET PALLET	
		PIEZAS PIECES	m <sup>2</sup> Kg.	CAJAS BOXES	m <sup>2</sup> Kg.
30x60x0,7 RC - 12"x24"x0,3" RC VIKER	B290	7	1,260 21	40	50,40 845
30x60x0,7 RC REL - 12"x24"x0,3" RC REL VIKER		7	1,260 21	40	50,40 845
40x120x0,7 RC - 16"x48"x0,3" RC VIKER	B288	4	1,920 30	24	46,08 715
40x120x0,7 RC REL - 16"x48"x0,3" RC REL VIKER	B312DEC	5	2,400 38	18	43,20 685
60x60x0,7 RC - 24"x24"x0,3" RC VIKER	B291	4	1,440 24	40	57,60 940
60x120x0,7 RC - 24"x48"x0,3" RC VIKER	B289	3	2,160 34	30	64,80 1040
60x120x0,7 RC REL - 24"x48"x0,3" RC REL VIKER	B289DEC	3	2,160 34	27	58,30 920
100x100x0,7 RC - 40"x40"x0,3" RC VIKER	B292	3	3,000 48	24	72,00 1175

Juno Bianco 60x120x0,7 RC · Loira Natural 20x120 RC

DISPONIBLE PIEZA ESPECIAL pág.226  
AVAILABLE COMPLEMENTARY PIECE p.226






# Luna

MARBLE COLLECTION

PORCELÁNICO · PORCELAIN



Luna Bianco 120x120cm RCP



Luna Crema 120x120cm RCP



Luna Bianco 60x120cm RCP



Luna Crema 60x120cm RCP



Luna Bianco 75x150cm RCP



Luna Crema 75x150cm RCP

Luna Bianco 60x120 RCP  
Rotterdam Nature 25x150 RC

EMBALAJE PACKING	CARACTERÍSTICAS TÉCNICAS / TECHNICAL CHARACTERISTICS							COD. PRECIO PRICE CODE	CAJAS / BOXES		PALET / PALLET	
	CT	R	A-B-C	GRAPH. VARIETY	COLOR BODY	COLOUR VARIATION	PIEZAS PIECES		m <sup>2</sup>	Kg.	CAJAS BOXES	m <sup>2</sup>
60x120 RCP · 24"x48" RCP	•			12	V2	B360A	2	1,440	33	32	46,08	1150
75x150 RCP · 29.5"x59" RCP	•			6	V2	B430E	1	1,130	28	36	40,50	1140
120x120 RCP · 48"x48" RCP	•			6	V2	B431A	1	1,440	38	36	51,84	1340

DISPONIBLE PIEZA ESPECIAL pág.226  
AVAILABLE COMPLEMENTARY PIECE p.226






# Nero Gold

MARBLE COLLECTION

PORCELÁNICO · PORCELAIN



Nero Gold 120x120cm RCP



Nero Gold 60x120cm RCP



REFERENCIA REFERENCE	CARACTERÍSTICAS TÉCNICAS / TECHNICAL CHARACTERISTICS										
	P	PB	PR	C	V	COLOUR BODY	CT	R	A-B-C	GRAPH. VARIETY	COLOUR VARIATION
60x120 RCP - 24"x48" RCP	●									12	V1
120x120 RCP - 48"x48" RCP	●									6	V1

EMBALAJE PACKING	COD. PRECIO PRICE CODE	CAJAS / BOXES			PALET / PALLET		
		PIEZAS PIECES	m <sup>2</sup>	Kg.	CAJAS BOXES	m <sup>2</sup>	Kg.
60x120 RCP - 24"x48" RCP	B360A	2	1,440	33	32	46,08	1150
120x120 RCP - 48"x48" RCP	B431A	1	1,440	38	36	51,84	1340

Nero Gold 60x120 RC  
Rotterdam Nature 25x150 RC

DISPONIBLE PIEZA ESPECIAL pág.226  
AVAILABLE COMPLEMENTARY PIECE p.226






# Ombra

MARBLE COLLECTION


PORCELÁNICO · PORCELAIN




Ombra Ice 120x120cm RCP




Ombra Nude 120x120cm RCP



Ombra Ice 60x120cm RCP



Ombra Nude 60x120cm RCP



Ombra Ice 75x150cm RCP



Ombra Nude 75x150cm RCP



Ombra Ice 60x60cm RC

Ombra Ice 60x120 RCP

EMBALAJE PACKING	CARACTERÍSTICAS TÉCNICAS				TECHNICAL CHARACTERISTICS				COD. PRECIO PRICE CODE	CAJAS BOXES			PALET PALLET				
	P	PR	PR	V	COLOR BODY	CT	R	A-B-C		GRAPH. VARIETY	COLOUR VARIATION	PIEZAS PIECES	m <sup>2</sup>	Kg.	CAJAS BOXES	m <sup>2</sup>	Kg.
60x60 RC - 24"x24" RC	●								26	V1	B226B	3	1,080	23	40	43,20	900
60x120 RCP - 24"x48" RCP	●								16	V1	B360A	2	1,440	33	32	46,08	1150
75x150 RCP - 29,5"x59" RCP	●								12	V1	B430E	1	1,130	28	40	45,20	1140
120x120 RCP - 48"x48" RCP	●								12	V1	B431A	1	1,440	38	36	51,84	1340

DISPONIBLE PIEZA ESPECIAL pág.226  
AVAILABLE COMPLEMENTARY PIECE p.226



# Ombra

MARBLE COLLECTION

PASTA BLANCA · WHITE BODY



Ombra Ice 30x90cm RC



Vela Ice 30x90cm RC



Lanka Ice 30x90cm RC



Ombra Ice 30x90 RC · Vela Ice 30x90 RC  
Ombra Ice 60x120 RCP

REFERENCIA REFERENCE	CARACTERÍSTICAS TÉCNICAS		TECHNICAL CHARACTERISTICS			
	COLOUR BODY	CT	R	A-B-C	GRAPH. VARIETY	COLOUR VARIATION
30x90 RC · 12"x36" RC	●				24	V2
30x90 RC REL · 12"x36" RC REL	●				24	V2

EMBALAJE PACKING	CÓD. PRECIO PRICE CODE	CAJAS BOXES		PALET PALLET			
		PIEZAS PIECES	m <sup>2</sup>	Kg.	CAJAS BOXES	m <sup>2</sup>	Kg.
30x90 RC · 12"x36" RC	B211A	4	1,080	20	48	51,84	1037
30x90 RC REL · 12"x36" RC REL	B211	4	1,080	20	48	51,84	1037





# Raffaello

MARBLE COLLECTION

PORCELÁNICO · PORCELAIN



Raffaello Marfil 120x120cm RCP



Raffaello Marfil 60x120cm RCP



Raffaello Marfil 75x150cm RCP

REFERENCIA REFERENCE	CARACTERÍSTICAS TÉCNICAS TECHNICAL CHARACTERISTICS					
	COLOUR BODY	CT	R	A-B-C	GRAPH. VARIETY	COLOUR VARIATION
60x120 RCP · 24"x48" RCP	●				18	V1
75x150 RCP · 29,5"x59" RCP	●				9	V1
120x120 RCP · 48"x48" RCP	●				9	V1

EMBALAJE PACKING	COD. PRECIO PRICE CODE	CAJAS · BOXES			PALET · PALLET		
		PIEZAS PIECES	m <sup>2</sup>	Kg.	CAJAS BOXES	m <sup>2</sup>	Kg.
60x120 RCP · 24"x48" RCP	B360A	2	1,440	33	32	46,08	1150
75x150 RCP · 29,5"x59" RCP	B430E	1	1,130	28	40	45,20	1140
120x120 RCP · 48"x48" RCP	B431A	1	1,440	38	36	51,84	1340

Raffaello Marfil 60x120 RCP · Raffaello Marfil 120x120 RCP  
Glamora Rovere 29,5x120 RC

DISPONIBLE PIEZA ESPECIAL pág.226  
AVAILABLE COMPLEMENTARY PIECE p.226



# Raffaello

MARBLE COLLECTION

PASTA BLANCA · WHITE BODY



Raffaello Marfil 33x100cm RC



Breeze Raffaello Marfil 33x100cm RC



Velvet Raffaello Marfil 33x100cm RC



Raffaello Marfil 33x100 RC · Breeze Raffaello Marfil 33x100 RC  
Glamora Rovere 29,5x120 RC

REFERENCIA REFERENCE	CARACTERÍSTICAS TÉCNICAS				TECHNICAL CHARACTERISTICS			
	CT	R	A-B-C	GRAPH. VARIETY	COLOUR VARIATION			
33x100 RC · 13"x40" RC	●	●	●	18	V1			
33x100 RC REL · 13"x40" RC REL	●	●	●	18	V1			

EMBALAJE PACKING	COD. PRECIO PRICE CODE	CAJAS · BOXES			PALET · PALLET		
		PIEZAS PIECES	m <sup>2</sup>	Kg.	CAJAS BOXES	m <sup>2</sup>	Kg.
33x100 RC · 13"x40" RC	B210	4	1,330	26	48	63,84	1231
33x100 RC REL · 13"x40" RC REL	B231DEC	4	1,330	26	48	63,84	1231





# Siena MARBLE COLLECTION

PORCELÁNICO · PORCELAIN



Siena Bianco 120x120cm RCP



Siena Bianco 60x120cm RCP



Siena Bianco 75x150cm RCP

REFERENCIA REFERENCE	CARACTERÍSTICAS TÉCNICAS / TECHNICAL CHARACTERISTICS						
	COLOUR BODY	CT	R	A-B-C	GRAPH. VARIETY	COLOUR VARIATION	
60x120 RCP - 24"x48" RCP	●				18	V1	
75x150 RCP - 29,5"x59" RCP	●				9	V1	
120x120 RCP - 48"x48" RCP	●				9	V1	

EMBALAJE PACKING	COD. PRECIO PRICE CODE	CAJAS / BOXES		PALET / PALLET	
		PIEZAS PIECES	m <sup>2</sup> Kg.	CAJAS BOXES	m <sup>2</sup> Kg.
60x120 RCP - 24"x48" RCP	B360A	2	1,440 / 33	32	46,08 / 1150
75x150 RCP - 29,5"x59" RCP	B430E	1	1,130 / 28	40	45,20 / 1140
120x120 RCP - 48"x48" RCP	B431A	1	1,440 / 38	36	51,84 / 1340

Siena Bianco 60x120 RCP · Siena Bianco 120x120 RCP

DISPONIBLE PIEZA ESPECIAL pág.226  
AVAILABLE COMPLEMENTARY PIECE p.226



# Siena MARBLE COLLECTION

PASTA BLANCA · WHITE BODY



Siena Bianco 33x100cm RC



Breeze Siena Bianco 33x100cm RC



Velvet Siena Bianco 33x100cm RC



Siena Bianco 33x100 RC · Breeze Siena Bianco 33x100 RC  
Siena Bianco 120x120 RCP

REFERENCIA REFERENCE	CARACTERÍSTICAS TÉCNICAS		TECHNICAL CHARACTERISTICS			
	COLOUR BODY	CT	R	A-B-C	GRAPH. VARIETY	COLOUR VARIATION
33x100 RC · 13"x40" RC	●				21	V1
33x100 RC REL · 13"x40" RC REL	●				21	V1

EMBALAJE PACKING	COD. PRECIO PRICE CODE	CAJAS · BOXES			PALET · PALLET		
		PIEZAS PIECES	m <sup>2</sup>	Kg.	CAJAS BOXES	m <sup>2</sup>	Kg.
33x100 RC · 13"x40" RC	B210	4	1,330	26	48	63,84	1231
33x100 RC REL · 13"x40" RC REL	B231DEC	4	1,330	26	48	63,84	1231






# Vogue MARBLE COLLECTION

PORCELÁNICO · PORCELAIN



Vogue Bianco 120x120cm RCP



Vogue Bianco 60x120cm RCP



Vogue Bianco 75x150cm RCP



Vogue Bianco 60x60cm RC

REFERENCIA REFERENCE	CARACTERÍSTICAS TÉCNICAS						TECHNICAL CHARACTERISTICS	
	COLOUR BODY	CT	R	A-B-C	GRAPH. VARIETY	COLOUR VARIATION		
60x60 RC · 24"x24" RC	●					12	V2	
60x120 RCP · 24"x48" RCP	●					16	V2	
75x150 RCP · 29,5"x59" RCP	●					11	V2	
120x120 RCP · 48"x48" RCP	●					6	V2	

EMBALAJE PACKING	COD. PRECIO PRICE CODE	CAJAS BOXES			PALET PALLET		
		PIEZAS PIECES	m <sup>2</sup>	Kg.	CAJAS BOXES	m <sup>2</sup>	Kg.
60x60 RC · 24"x24" RC	B226B	3	1,080	23	40	43,20	900
60x120 RCP · 24"x48" RCP	B360A	2	1,440	33	32	46,08	1150
75x150 RCP · 29,5"x59" RCP	B430E	1	1,130	28	40	45,20	1140
120x120 RCP · 48"x48" RCP	B431A	1	1,440	38	36	51,84	1340

Vogue Bianco 60x120 RCP · Glamora Rovere 29,5x120 RC

DISPONIBLE PIEZA ESPECIAL pág.226  
AVAILABLE COMPLEMENTARY PIECE p.226






# Vogue

MARBLE COLLECTION

PASTA BLANCA · WHITE BODY



Vogue Bianco 30x90cm RC



Atelier Bianco 30x90cm RC



Idris Bianco 30x90cm RC

Vogue Bianco 30x90 RC · Idris Bianco 30x90 RC  
Vogue Bianco 60x60 RC

REFERENCIA REFERENCE	CARACTERÍSTICAS TÉCNICAS TECHNICAL CHARACTERISTICS						
	COLOUR BODY	CT	R	A-B-C	GRAPH. VARIETY	COLOUR VARIATION	
30x90 RC · 12"x36" RC	●				16	V2	
30x90 RC REL · 12"x36" RC REL	●				16	V2	

EMBALAJE PACKING	CÓD. PRECIO PRICE CODE	CAJAS BOXES		PALET PALLET			
		PIEZAS PIECES	m <sup>2</sup>	Kg.	CAJAS BOXES	m <sup>2</sup>	Kg.
30x90 RC · 12"x36" RC	B211A	4	1,080	20	48	51,84	1037
30x90 RC REL · 12"x36" RC REL	B211	4	1,080	20	48	51,84	1037



# OXIDE *Collection*

## ESTILO MODERNO Y URBANO

El efecto óxido es una opción ideal para crear espacios modernos de ambiente relajado. Su estética urbana, con relieves profundos, forma entornos irrepetibles con carácter fuerte y estilo industrial.

## MODERN AND URBAN STYLE

The rust effect is an ideal choice for creating modern spaces with a relaxed atmosphere. Its urban aesthetic, with deep reliefs, forms unrepeatable environments with strong character and industrial style.

## STYLE MODERNE ET URBAIN

L'effet métallisé est un choix idéal pour créer des espaces modernes à l'atmosphère détendue. Son esthétique urbaine, avec des reliefs profonds, forme des environnements uniques au caractère fort et au style industriel.

## MODERNER UND URBANER STIL

Der Rosteffekt ist die ideale Wahl für die Gestaltung moderner Räume mit einer entspannten Atmosphäre. Seine urbane Ästhetik mit tiefen Reliefs schafft unwiederholbare Umgebungen mit starkem Charakter und industriellem Stil.

























# Metalart

OXIDE COLLECTION

## PASTA ROJA · RED BODY

 Metalart White 20x60cm	 Metalart Rel White 20x60cm	 Metalart Dec 2 White 20x60cm
 Metalart Grey 20x60cm	 Metalart Rel Grey 20x60cm	 Metalart Dec 2 Grey 20x60cm
 Metalart Ivory 20x60cm	 Metalart Rel Ivory 20x60cm	 Metalart Dec 2 Ivory 20x60cm
 Metalart Oxide 20x60cm	 Metalart Rel Oxide 20x60cm	 Metalart Dec 2 Oxide 20x60cm
 Metalart Anthracite 20x60cm	 Metalart Rel Anthracite 20x60cm	 Metalart Dec 2 Anthracite 20x60cm

## PORCELÁNICO · PORCELAIN

 Metalart White 60x60cm RC	 Metalart Grey 60x60cm RC	 Metalart Ivory 60x60cm RC
 Metalart Oxide 60x60cm RC	 Metalart Anthracite 60x60cm RC	

REFERENCIA REFERENCE	CARACTERÍSTICAS TÉCNICAS / TECHNICAL CHARACTERISTICS										
	P	PH	PR	G	V	COLOUR BODY	CT	R	A-B-C	GRAPH. VARIETY	COLOUR VARIATION
60x60 RC · 24"x24" RC	●						CT1	R9	A	6	V3
20x60 · 8"x24"										18	V3
20x60 REL · 8"x24" REL										4	V3
20x60 DEC · 8"x24" DEC										4	V3

EMBALAJE PACKING	CÓD. PRECIO PRICE CODE	CAJAS / BOXES		PALET / PALLET			
		PIEZAS PIECES	m <sup>2</sup>	Kg.	CAJAS BOXES	m <sup>2</sup>	Kg.
60x60 RC · 24"x24" RC	B226B	3	1,080	23,00	40	43,20	920,000
20x60 · 8"x24"	B115	10	1,200	18,40	64	76,80	1180,000
20x60 REL · 8"x24" REL	B138DEC	10	1,200	18,40	64	76,80	1180,000
20x60 DEC · 8"x24" DEC	B138DEC	10	1,200	18,40	64	76,80	1180,000

Metalart Ivory 20x60 · Metalart Rel Ivory 20x60  
Metalart Oxide 20x60 · Metalart Rel Oxide 20x60  
Metalart Oxide 60x60 RC

DISPONIBLE PIEZA ESPECIAL pág.226  
AVAILABLE COMPLEMENTARY PIECE p.226





# Titan


OXIDE COLLECTION

OUTDOOR20

PORCELÁNICO · PORCELAIN



Titan Steel 100x100cm RC  
Titan Steel 100x100x2cm RC




Titan Steel 60x120cm RC  
Titan Steel 60x120x2cm RC



Titan Steel 60x60cm RC  
Titan Steel 60x60x2cm RC




Titan Copper 100x100cm RC  
Titan Copper 100x100x2cm RC




Titan Copper 60x120cm RC  
Titan Copper 60x120x2cm RC



Titan Copper 60x60cm RC  
Titan Copper 60x60x2cm RC



Titan Dark 100x100cm RC  
Titan Dark 100x100x2cm RC



Titan Dark 60x120cm RC  
Titan Dark 60x120x2cm RC



Titan Dark 60x60cm RC  
Titan Dark 60x60x2cm RC

Titan Steel 100x100x2 RC

EMBALAJE PACKING	CARACTERÍSTICAS TÉCNICAS / TECHNICAL CHARACTERISTICS						CÓD. PRECIO PRICE CODE	CAJAS / BOXES		PALET / PALLET					
	P	RB	PR	COLOUR BODY	CT	R		A-B-C	GRAPH. VARIETY	COLOUR VARIAT.	PIEZAS PIECES	m <sup>2</sup>	Kg.	CAJAS BOXES	m <sup>2</sup>
60x60 RC · 24"x24" RC	●	●	●	CT1	R9	A	15	V4	B226B	3	1,080	23	40	43,20	900
60x120 RC · 24"x48" RC	●	●	●	CT1	R9	A	19	V4	B310C	2	1,440	31	36	51,84	1045
100x100 RC · 40"x40" RC	●	●	●	CT1	R9	A	10	V4	B311	2	2,000	48	24	48,00	1135
60x60x2 RC · 24"x24"x0,8" RC OUTDOOR20	●	●	●	CT3	R10	C	15	V4	B410A	2	0,720	34	30	21,60	1015
60x120x2 RC · 24"x48"x0,8" RC OUTDOOR20	●	●	●	CT3	R10	C	19	V4	B600C	1	0,720	34	27	19,44	928
100x100x2 RC · 40"x40"x0,8" RC OUTDOOR20	●	●	●	CT3	R10	C	10	V4	B600A	1	1,000	48	24	24,00	1143

DISPONIBLE PIEZA ESPECIAL pág.226  
AVAILABLE COMPLEMENTARY PIECE p.226





# Titan

OXIDE  
COLLECTION


PASTA BLANCA · WHITE BODY




Titan White 33x100cm RC



Argos Steel 33x100cm RC



Titan Ivory 33x100cm RC



Argos Copper 33x100cm RC



Argos Dark 33x100cm RC

Argos Steel 33x100 RC · Titan Steel 100x100 RC

REFERENCIA REFERENCE	CARACTERÍSTICAS TÉCNICAS				TECHNICAL CHARACTERISTICS			
	CT	R	A-B-C	GRAPH. VARIETY	COLOUR VARIATION			
33x100 RC · 13"x40" RC	●			11	V4			
33x100 RC REL · 13"x40" RC REL	●			11	V4			

EMBALAJE PACKING	CÓD. PRECIO PRICE CODE	CAJAS BOXES			PALET PALLET		
		PIEZAS PIECES	m <sup>2</sup>	Kg.	CAJAS BOXES	m <sup>2</sup>	Kg.
33x100 RC · 13"x40" RC	B20BA	4	1,330	26	48	63,84	1231
33x100 RC REL · 13"x40" RC REL	B230DEC	4	1,330	26	48	63,84	1231



# COLOUR *Collection*

## LA IDENTIDAD MÁS CREATIVA

Una cuidada gama cromática potencia la identidad y consigue espacios creativos y minimalistas. Sus elegantes texturas proporcionan una estética contemporánea con grandes posibilidades decorativas y poder narrativo para contar historias.

## THE MOST CREATIVE IDENTITY

A careful chromatic range enhances the identity and achieves creative and minimalist spaces. Its elegant textures provide a contemporary aesthetic with great decorative possibilities and narrative power.

## L'IDENTITÉ LA PLUS CRÉATIVE

Une gamme chromatique soignée met en valeur l'identité et permet de réaliser des espaces créatifs et minimalistes. Ses textures élégantes offrent une esthétique contemporaine avec de grandes possibilités décoratives et un grand pouvoir narratif.

## DIE KREATIVSTE IDENTITÄT

Eine sorgfältige Farbpalette unterstreicht die Identität und schafft kreative und minimalistische Räume. Die eleganten Texturen bieten eine zeitgenössische Ästhetik mit großen dekorativen Möglichkeiten und erzählerischer Kraft.






PORCELÁNICO · PORCELAIN



Inari Bianco 100x100x0,7cm RC




Inari Bianco 60x120x0,7cm RC



Inari Bianco 60x60x0,7cm RC



Inari Bianco 40x120x0,7cm RC



Inari Bianco 30x60x0,7cm RC

Inari Bianco 60x120x0,7 RC

REFERENCIA REFERENCE	CARACTERÍSTICAS TÉCNICAS TECHNICAL CHARACTERISTICS		CT	R	A-B-C	GRAPH. VARIETY	COLOUR VARIATION
	P	COLOUR BODY					
30x60x0,7 RC - 12"x24"x0,3" RC VIKER	●	●	CT1			30	V1
40x120x0,7 RC - 16"x48"x0,3" RC VIKER	●	●	CT1			18	V1
60x60x0,7 RC - 24"x24"x0,3" RC VIKER	●	●	CT1			24	V1
60x120x0,7 RC - 24"x48"x0,3" RC VIKER	●	●	CT1			18	V1
100x100x0,7 RC - 40"x40"x0,3" RC VIKER	●	●	CT1			12	V1

EMBALAJE PACKING	CÓD. PRECIO PRICE CODE	CAJAS BOXES			PALET PALLET		
		PIEZAS PIECES	m <sup>2</sup>	Kg.	CAJAS BOXES	m <sup>2</sup>	Kg.
30x60x0,7 RC - 12"x24"x0,3" RC VIKER	B290	7	1,260	21	40	50,40	845
40x120x0,7 RC - 16"x48"x0,3" RC VIKER	B288	4	1,920	30	24	46,08	715
60x60x0,7 RC - 24"x24"x0,3" RC VIKER	B291	4	1,440	24	40	57,60	940
60x120x0,7 RC - 24"x48"x0,3" RC VIKER	B289	3	2,160	34	30	64,80	1040
100x100x0,7 RC - 40"x40"x0,3" RC VIKER	B292	3	3,000	48	24	72,00	1175






# Light

COLOUR COLLECTION




PASTA BLANCA · WHITE BODY



Light White 60x120x0,7cm RC Matt

Light White 60x120x0,7cm RC Gloss



Waves White 60x120x0,7cm RC Matt

Waves White 60x120x0,7cm RC Gloss



Gorbea Dec 60x120x0,7cm RC



Light White 33x100cm RC Matt

Light White 33x100cm RC Gloss



Light Bio White 33x100cm RC Matt

Light Bio White 33x100cm RC Gloss



Light Exa White 33x100cm RC Matt

Light Exa White 33x100cm RC Gloss



Light Dec Bosco A/B 33x100cm RC Matt

Light Dec Bosco A/B 33x100cm RC Gloss



Light Dec Sofia A/B 33x100cm RC Matt

Light Dec Sofia A/B 33x100cm RC Gloss

REFERENCIA REFERENCE	CARACTERÍSTICAS TÉCNICAS / TECHNICAL CHARACTERISTICS									
	P	RP	RP	V	COLOUR BODY	CT	R	A-B-C	GRAPH VARIETY	COLOUR VARIATION
33x100 RC · 13"x40" RC	●								1	V1
33x100 RC REL · 13"x40" RC REL	●								1	V1
33x100 RC DEC · 13"x40" RC DEC	●								2	V1
60x120x0,7 RC · 24"x48"x0,3" RC VIKER	●	●							1	V1
60x120x0,7 RC REL · 24"x48"x0,3" RC REL VIKER	●	●							1	V1
60x120x0,7 RC DEC · 24"x48"x0,3" RC DEC VIKER	●	●							1	V1

EMBALAJE PACKING	COD. PRECIO PRICE CODE	CAJAS / BOXES		PALET / PALLET	
		PIEZAS PIECES	m <sup>2</sup> Kg.	CAJAS BOXES	m <sup>2</sup> Kg.
33x100 RC · 13"x40" RC MATT/GLOSS	B208A / B210	4	1,330 / 26	48	63,84 / 1231
33x100 RC REL · 13"x40" RC REL MATT/GLOSS	B230DEC / B231DEC	4	1,330 / 26	48	63,84 / 1231
33x100 RC DEC · 13"x40" RC DEC MATT/GLOSS	B230DEC / B231DEC	4	1,330 / 26	48	63,84 / 1231
60x120x0,7 RC · 24"x48"x0,3" RC VIKER M/G	B289	2	1,440 / 20	40	57,60 / 780
60x120x0,7 RC REL · 24"x48"x0,3" RC REL VIKER M/G	B289DEC	2	1,440 / 20	40	57,60 / 780
60x120x0,7 RC DEC · 24"x48"x0,3" RC DEC VIKER	B289DEC	2	1,440 / 20	40	57,60 / 780

Light White Matt 60x120x0,7 RC  
Waves White Matt 60x120x0,7 RC  
Kenzo Dark 100x100x0,7 RC






Serenade 2 Blanco Brillo 20x60

# Serenade CONCRETE COLLECTION


PASTA ROJA · RED BODY



Serenade Blanco 20x60cm Matt



Serenade 4 Blanco 20x60cm



Serenade 2 Blanco 20x60cm Matt

Serenade 2 Blanco 20x60cm Gloss

REFERENCIA REFERENCE	CARACTERÍSTICAS TÉCNICAS TECHNICAL CHARACTERISTICS									
	P	PR	PR	V	COLOUR BODY	CT	R	A-B-C	GRAPH. VARIETY	COLOUR VARIATION
20x60 · 8"x24"									18	V3
20x60 REL · 8"x24" REL									4	V3

EMBALAJE PACKING	CÓD. PRECIO PRICE CODE	CAJAS BOXES			PALET PALLET		
		PIEZAS PIECES	m <sup>2</sup>	Kg.	CAJAS BOXES	m <sup>2</sup>	Kg.
20x60 · 8"x24"	B115	10	1,200	19	64	76,80	1215
20x60 REL · 8"x24" REL	B138DEC	10	1,200	19	64	76,80	1215



Serenade Blanco 20x60






# Yris


COLOUR COLLECTION

VIKER wall

PASTA BLANCA · WHITE BODY



Yris Bianco 60x120x0,7cm RC



Yris Sabbia 60x120x0,7cm RC



Yris Denim 60x120x0,7cm RC




Yris Giada 60x120x0,7cm RC



Yris Grigio 60x120x0,7cm RC



Yris Cipria 60x120x0,7cm RC



Palm Bianco 60x120x0,7cm RC



Palm Sabbia 60x120x0,7cm RC



Palm Denim 60x120x0,7cm RC



Savage Mix 60x120x0,7cm RC



Keops Cold 60x120x0,7cm RC



Keops Warm 60x120x0,7cm RC

REFERENCIA REFERENCE	CARACTERÍSTICAS TÉCNICAS / TECHNICAL CHARACTERISTICS									
	P	RB	PR	CO	COLOUR BODY	CT	R	A-B-C	GRAPH. VARIETY	COLOUR VARIATION
60x120x0,7 RC · 24"x48"x0,3" RC VIKER	●	●	●	●					1	V1
60x120x0,7 RC REL · 24"x48"x0,3" RC REL VIKER	●	●	●	●					1	V1
60x120x0,7 RC DEC · 24"x48"x0,3" RC DEC VIKER	●	●	●	●					1	V1

EMBALAJE PACKING	COD. PRECIO PRICE CODE	CAJAS / BOXES			PALET / PALLET		
		PIEZAS PIECES	m <sup>2</sup>	Kg.	CAJAS BOXES	m <sup>2</sup>	Kg.
60x120x0,7 RC · 24"x48"x0,3" RC VIKER	B293	2	1,440	20	40	57,60	780
60x120x0,7 RC REL · 24"x48"x0,3" RC REL VIKER	B924	2	1,440	20	40	57,60	780
60x120x0,7 RC DEC · 24"x48"x0,3" RC DEC VIKER	B924	2	1,440	20	40	57,60	780

Yris Denim 60x120x0,7 RC · Palm Denim 60x120x0,7 RC  
 Yris White 60x120x0,7 RC · Palm White 60x120x0,7 RC  
 Loira Natural 20x120 RC



# INFORMACIÓN TÉCNICA

*Technical Information*

## INFORMACIÓN TÉCNICA

Características, ventajas, tipo de colocación, espacios, embalajes, limpieza, mantenimiento y más detalles técnicos de nuestros productos.

## TECHNICAL INFORMATION

Characteristics, advantages, type of installation, spacing, packaging, cleaning, maintenance and more technical details of our products.

## INFORMATIONS TECHNIQUES

Caractéristiques, avantages, type d'installation, espacement, emballage, nettoyage, entretien et autres détails techniques de nos produits.

## TECHNISCHE EIGENSCHAFTEN

Eigenschaften, Vorteile, Verlegart, Abstände, Verpackung, Reinigung, Wartung und weitere technische Details unserer Produkte.



# Piezas especiales

Special tile pieces

**ES** Las baldosas cerámicas completan su oferta para adaptarse y personalizar cualquier lugar a través de las llamadas piezas especiales y complementarias. No sólo tienen una función decorativa - muchas se personalizan dando lugar a piezas únicas-, sino también práctica, y pueden significar la guinda del pastel a la hora de planear nuestros proyectos.

**UK** Ceramic tiles complete their offer to adapt and personalise any place through the so-called special and complementary pieces. They not only have a decorative function - many are personalised to create unique pieces - but also a practical function, and can be the icing on the cake when it comes to planning our projects.

**FR** Les carreaux de céramique complètent leur offre pour adapter et personnaliser tout lieu grâce aux pièces dites spéciales et complémentaires. Ils ont non seulement une fonction décorative - beaucoup sont personnalisés pour créer des pièces uniques - mais aussi une fonction pratique, et peuvent être la cerise sur le gâteau lorsqu'il s'agit de planifier nos projets.

**DE** Die keramischen Fliesen vervollständigen ihr Angebot, um jeden Ort durch die sogenannten besonderen und ergänzenden Formteile anzupassen und zu personalisieren. Sie haben nicht nur eine dekorative Funktion - viele sind personalisiert, um Unikate zu schaffen - sondern auch eine praktische Funktion und können das i-Tüpfelchen bei der Planung Ihre Projekte sein.

## TIPOS DE BORDES

TYPES OF EDGES | TYPES DE BORDS | KANTEN AUSFÜHRUNG



**BORDE ROM**  
EDGE ROM  
BORD ROM  
ABGERUNDET  
UNGLASIERT



**BORDE RE**  
EDGE RE  
BORD RE  
ABGERUNDET  
GLASIERT



**BORDE COR**  
EDGE COR  
BORD DE COUPE DROITE  
ET MICRO-BISEL  
GEFAST



**BORDE ING**  
EDGE ING  
BORD EN ONGLET  
KANTE GEHRUNG

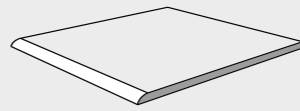


**BORDE ING**  
EDGE ING  
BORD EN ONGLET  
KANTE GEHRUNG



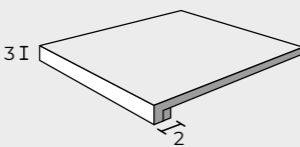
**10MM ESPESORADO**  
4" THICKNESS | 10MM D'ÉPAISSEUR | 10MM STÄRKE

**PELDAÑO ROM**  
STAIR TREAD BULLNOSE BORDER  
MARGE ARRONDIE  
STUFE (ABGERUNDET) NICHT GLASIERT



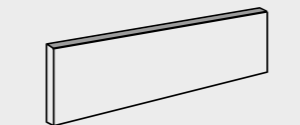
FORMATO (AxL)	CÓD. PRECIO
31,6x60,8	C75D
60x60 RC	C109A
60x60	C105
22x90 Wood	C85
60x90 RC	C190B
30x100 RC Nat	C160
30x100 RC Pol	C200A
100x100 RC	C368
20x120 RC	C126
30x120 RC Nat+Wood	C150
30x120 RC Pol	C180
60x120 RC	C227
25x150 RC Wood	C200C

**PELDAÑO ING**  
MITRED STAIR TREAD  
MARGE AVEC ONGLET  
STUFE (BULZ / GEHRUNG)



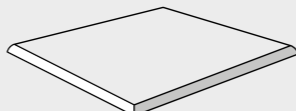
FORMATO (AxL)	CÓD. PRECIO
31,6x60,8	C333
60x60 RC	C360
60x60	C354A
22x90 Wood	C486
60x90 RC	C558A
30x100 RC Nat	C820
100x100 RC	C790
20x120 RC Wood	C660
30x120 RC Nat+Wood	C695
30x120 RC Pol	C716A
60x120 RC	C1037B
25x150 RC Wood	C880

**RODAPIÉ COR**  
SKIRTING TILE  
PLINTHE ARRONDIE  
SOCKEL



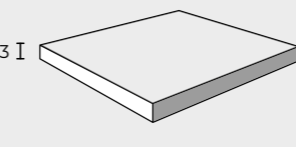
FORMATO (AxL)	CÓD. PRECIO
10x120 Nat	C75A
10x120 Pol	C75B
10x150	C83

**PELDAÑO ÁNGULO ROM**  
STAIR TREAD ANGLE BULLNOSE BORDER  
MARGE D'ANGLES ARRONDIE  
ECK-STUFE (ABGERUNDET) NICHT GLASIERT



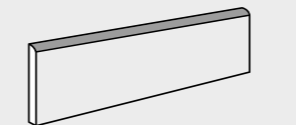
FORMATO (AxL)	CÓD. PRECIO
31,6x60,8	C108
60x60 RC	C236A
60x60	C234
22x90 Wood	C125
60x90 RC	C267A
30x100 RC Nat	C229
30x100 RC Pol	C267C
100x100 RC	C452
20x120 RC Wood	C163
30x120 RC Nat+Wood	C186
30x120 RC Pol	C216
60x120 RC	C298A
25x150 RC Wood	C236B

**PELDAÑO ÁNGULO ING**  
MITRED CORNER STAIR TREAD  
MARGE D'ANGLES AVEC ONGLET  
ECK-STUFE (BULZ / GEHRUNG)



FORMATO (AxL)	CÓD. PRECIO
31,6x60,8	C354B
60x60 RC	C404
60x60	C398
22x90 Wood	C539
60x90 RC	C630
30x100 RC Nat	C700
100x100 RC	C870
20x120 RC Wood	C716B
30x120 RC Nat+Wood	C740B
30x120 RC Pol	C770
60x120 RC	C1079
25x150 RC Wood	C1037C

**RODAPIÉ ROM**  
SKIRTING TILE (BULLNOSE)  
PLINTHE ARRONDIE  
SOCKEL (ABGERUNDET) NICHT GLASIERT

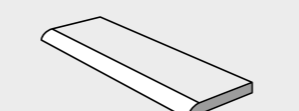


FORMATO (AxL)	CÓD. PRECIO
8x60	C33A
8x60,8	C33B
8x60 RC	C39A
8x90 RC	C45
8x90 Wood	C39B
8x100	C65



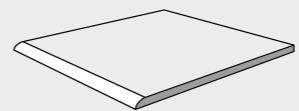
**20MM ESPESORADO**  
8" THICKNESS | 20MM D'ÉPAISSEUR | 20MM STÄRKE

**BORDE RE**  
COPING TILE (GLAZED BULLNOSE)  
BORD D'ANGLE ARRONDIE AVEC  
ÉMAILLAGE SUR LE BORD  
ABGERUNDETE UMRANDUNG KALT GLASIERT



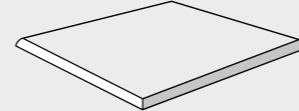
FORMATO (AxL)	CÓD. PRECIO
20x60x2 RC	C137
20x90x2 RC	C200A
20x100x2 RC	C229
20x120x2 RC	C272

**PELDAÑO RE**  
STAIR TREAD (GLAZED BULLNOSE)  
MARGE ARRONDIE AVEC ÉMAILLAGE  
SUR LE BORD  
ABGERUNDETE STUFE KALT GLASIERT



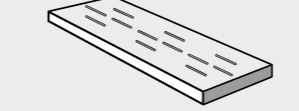
FORMATO (AxL)	CÓD. PRECIO
30x60x2 RC	C155
30x100x2 RC	C285
29,5x120x2 RC Wood	C338
30x120x2 RC	C321
60x60x2 RC 6x6x2 RC	C226A
60x90x2 RC	C362
100x100x2 RC	C583
60x120x2 RC	C481

**PELDAÑO ÁNGULO RE**  
CORNER STAIR TREAD (GLAZED BULLNOSE)  
MARGE D'ANGLE ARRONDIE AVEC  
ÉMAILLAGE SUR LE BORD  
ABGERUNDETE ECKSTUFE KALT GLASIERT



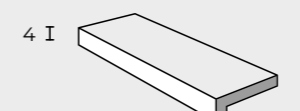
FORMATO (AxL)	CÓD. PRECIO
30x30x2 RC	C298
30x60x2 RC	C415
30x100x2 RC	C600
29,5x120x2 RC Wood	C645B
30x120x2 RC	C360
60x60x2 RC 6x6x2 RC	C800A
60x90x2 RC	C408
100x100x2 RC	C870A
60x120x2 RC	C800B

**REJILLA HC**  
POOL GRID (WATER-JET CUT)  
GRILLE DE CANIVEAU HYDROCOUPER  
GITTER



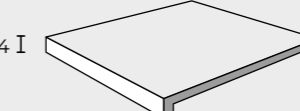
FORMATO (AxL)	CÓD. PRECIO
20x60x2 RC	C539A

**BORDE ING.**  
MITRED COPING TILE  
MARGE EN ONGLET  
UMRANDUNG (BULZ / GEHRUNG)



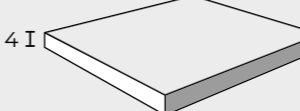
FORMATO (AxL)	CÓD. PRECIO
20x60x2 RC	C422
20x90x2 RC	C620
20x100x2 RC	C695A
20x120x2 RC	C840A

**PELDAÑO ING.**  
MITRED STAIR TREAD  
MARGE D'ANGLE EN ONGLET  
STUFE (BULZ / GEHRUNG)



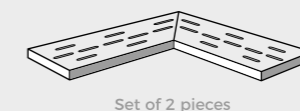
FORMATO (AxL)	CÓD. PRECIO
30x60x2 RC	C439A
30x100x2 RC	C750A
29,5x120x2 RC Wood	C880
30x120x2 RC	C790
60x60x2 RC 6x6x2 RC	C499
60x90x2 RC	C780
100x100x2 RC	C1037A
60x120x2 RC	C1079A

**PELDAÑO ÁNGULO ING.**  
MITRED CORNER STAIR TREAD  
BORD D'ANGLE ARRONDIE EN ONGLET  
ECK-STUFE (BULZ / GEHRUNG)



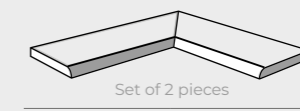
FORMATO (AxL)	CÓD. PRECIO
30x30x2 RC	C439B
30x60x2 RC	C671
30x100x2 RC	C1037B
29,5x120x2 RC Wood	C1173A
30x120x2 RC	C1079C
60x60x2 RC 6x6x2 RC	C1037C
60x90x2 RC	C820
100x100x2 RC	C1920
60x120x2 RC	C1600

**REJILLA ÁNGULO HC**  
CORNER POOL GRID (WATER-JET CUT)  
GRILLE DE CANIVEAU D'ANGLE HYDROCOUPER  
ECK-GITTER



FORMATO (AxL)	CÓD. PRECIO
20x60x2 RC	C1300

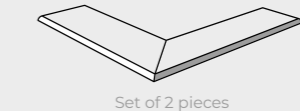
**BORDE ÁNGULO INTERIOR RE**  
INNER CORNER COPING TILE  
BORD D'ANGLE INTERIEUR ARRONDIE  
AVEC ÉMAILLAGE SUR LE BORD  
ABGERUNDETE INNENECKKANTE KALT  
GLASIERT



Set of 2 pieces

FORMATO (AxL)	CÓD. PRECIO
20x60x2 RC	C395A
20x90x2 RC	C226B
20x100x2 RC	C252
20x120x2 RC	C306A

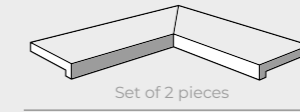
**BORDE ÁNGULO EXTERIOR RE**  
OUTER CORNER COPING TILE  
BORD D'ANGLE ARRONDIE EXTERIEUR  
AVEC ÉMAILLAGE SUR LE BORD  
ABGERUNDETE AUSSENECKKANTE KALT  
GLASIERT



Set of 2 pieces

FORMATO (AxL)	CÓD. PRECIO
20x60x2 RC	C395B
20x90x2 RC	C225
20x100x2 RC	C258
20x120x2 RC	C306B

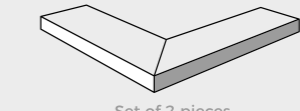
**BORDE ÁNGULO INTERIOR ING**  
MITRED COPING TILE  
BORD D'ANGLE INTERIEUR ARRONDIE  
EN ONGLET  
INNENECKKANTE (BULZ / GEHRUNG)



Set of 2 pieces

FORMATO (AxL)	CÓD. PRECIO
20x60x2 RC	C650A
20x90x2 RC	C800C
20x100x2 RC	C870B
20x120x2 RC	C1037D

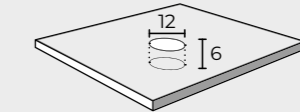
**BORDE ÁNGULO EXTERIOR ING.**  
MITRED COPING TILE  
BORD D'ANGLE EXTERIEUR ARRONDIE  
EN ONGLET  
AUSSENECKKANTE (BULZ / GEHRUNG)



Set of 2 pieces

FORMATO (AxL)	CÓD. PRECIO
20x60x2 RC	C650B
20x90x2 RC	C660
20x100x2 RC	C750B
20x120x2 RC	C1037E

**FOCO HC**  
SPOTLIGHT HC  
LED PHOTOVOLTAÏQUE HYDROCOUPE  
LED



Includes base and led spotlight

FORMATO (AxL)	CÓD. PRECIO
60x60x2 RC	C770
100x100x2 RC	C1173B
60x120x2 RC	C1079B

**Código de precio**  
Price code  
Code prix  
Preis gruppe

**AxL - Ancho x Largo**  
WxH - Width x Height  
LxL - Largeur x Longueur  
HxL - Höhe x Länge  
BxT - Breite x Tiefe

Las piezas complementarias estarán solo sobre pedido. La cantidad facturada será la cantidad real entregada (máximo una variación de 10% sobre el pedido inicial debido a la merma eventual).

Additional parts are only available on request. The quantity invoiced will be the actual quantity delivered (maximum 10% variation on the initial order due to possible shortages).

Les pièces complémentaires sont sur commande uniquement. La quantité facturée sera la quantité réellement livrée (avec un maximum de 10% en quantité sur la commande initial dû aux chutes éventuelles, cela pour le faire sur le même fond que la commande).

Formteile sind nur auf Anfrage erhältlich. Die in Rechnung gestellte Menge entspricht der tatsächlich gelieferten Menge (+maximal 10% Abweichung von der Erstbestellung aufgrund möglicher Fehlmengen).



ENSAYO / TEST	NORMA ENSAYO / REGULATION OF TEST	ISO 13006 UNE-EN 14411	ROCERSA VALORES / VALUES
Longitud y anchura / Length and width Longuer et largeur / Länge und Breite	UNE-EN ISO 10545-2	Desviación respecto del valor medio ± 0,6%	Desviación respecto del valor medio ± 0,4% *Desviación respecto del valor medio ± 1,0mm
Espesor / Thickness / Epaisseur / Stärke		Desviación respecto medida de fabricación ± 5%	Desviación respecto medida de fabricación ± 5%
Rectitud de los lados / Straightness of the sides Rectitude des cotes / Geradlingkeit der Seiten		Desviación respecto medida de fabricación ± 0,5%	Desviación respecto medida de fabricación ± 0,3% *Cumple
Ortogonalidad / Rectangularity Orthogonalite / Rechtwinkligkeit		Desviación respecto medida de fabricación ± 0,5%	Desviación respecto medida de fabricación ± 0,4% *Cumple
Planitud de la superficie / Surface Flatness Planeite de la Surface / Ebenflächigkeit	UNE-EN ISO 10545-3	Desviación respecto medida de fabricación ± 0,5%	Desviación respecto medida de fabricación ± 0,3% *Cumple
Absorción de agua / Water Absortion Absorption d'eau / Wasseraufnahme		Valor medio E ≤ 0,5%	Valor E ≤ 0,5%
Fuerza de rotura / Breaking Strength Force de Rupture / Bruchkraft	UNE-EN ISO 10545-4	Mínimo valor 1300 N	Valor 1500 N * ≥ 8000 N
Resistencia a la flexión / Bending Strength Résistance à la flexion / Biegefestigkeit		Mínimo valor ≥ 35 N/mm <sup>2</sup>	Valor ≥ 40 N/mm <sup>2</sup> Cumple
Resistencia a la Abrasión Superficial (PEI) / Resistance to surface abrasion / Resistance a l'abrasion de surface Abriebfestigkeit der Oberfläche	UNE-EN ISO 10545-7	Según los valores del fabricante / According to the manufacturer's values / Selon les valeurs du fabricant Nach den Werten des Herstellers	Según modelo / According to model Selon le modèle / Nach Modell
Resistencia al cuarteo / Cracking Resistance / Resistance de l'email au craquelement / Wiederstandsfähigkeit gegen	UNE-EN ISO 10545-11	Exigido / Demanded Obligatoire / Erforderlich	Cumple la norma / Complies with the standards Répond à la norme / Erfüllt den Standard
Resistencia a la Helada / Frost Resistance Résistance au gel / Frostbeständigkeit	UNE-EN ISO 10545-12	Exigido / Demanded Obligatoire / Erforderlich	Cumple la norma / Complies with the standards Répond à la norme / Erfüllt den Standard
Resistencia a los ácidos y bases / Resistance to acids and bases / Résistance aux acides et aux bases / Beständigkeit gegen Säuren und Basen	UNE-EN ISO 10545-13	Método Disponible / Available Method Méthode disponible / Verfügbare Methode	Según modelo / According to model Selon le modèle / Nach Modell
Productos de limpieza / Household Cleaners Produits d'entretien domestique Beständigkeit gegen Haushaltsreiniger		GB Min.	Según modelo / According to model Selon le modèle / Nach Modell
Resistencia al Rayado / Tile scratch hardness Résistance aux rayures superficielles / Ritzhärte	EN 101	-	Min. Mohs 5

## OUTDOOR 20 / ECOSTONE

ENSAYO / TEST	NORMA ENSAYO / REGULATION OF TEST	FORMATO 60x60x2 OUTDOOR	FORMATO 60x60x2 ECOSTONE
TIPO DE PRODUCTO / TYPE OF PRODUCT	EN 14411	Bla	Bla
Espesor mínimo / Minimal Thickness Épaisseur minimale / Minimale Stärke	ISO-10545-2	19,2mm	17,8mm
Espesor / Thickness / Epaisseur / Stärke	ISO-10545-2	20,0mm ± 0,5mm	20,0mm ± 0,5mm
Carga de rotura / Breaking load Charge de rupture / Bruchlastigkeit	ISO-10545-4	≥ 11000 N para U11 > 7000 N para U7 < 4500 N para U4	≥ 8000 N
Resistencia flexión y carga de rotura / Modulus of rupture and breaking load / Résistance à la flexion et charge ultime / Biegefestigkeit und Bruchlastigkeit	UNE-EN 1339	Valor declarado	U7
USO PREVISTO (SI-SE-PI-PE) INTENDIED USE (SI-SE-PI-PE) UTILISATION PRÉVUE (SI-SE-PI-PE) VERWENDUNGSZWECK (SI-SE-PI-PE)	Suelo interior, Suelo exterior / Indoor floor, Outdoor floor / Sol intérieur, Sol extérieur / Indoor, Outdoor	SISE	SISE
	Colocación sobre plots según NF 187, norma francesa NF P98-335 / Laying on plots according to NF 187, French standard NF P98-335 / Pose sur parcelles selon la norme NF 187, norme française / NF P98-335 Verlegung auf Stelzen gemäß NF 187 / französische Norm NF P98-335	Apto para uso colectivo o público Suitable for collective or public use Convient à un usage collectif ou public Geeignet für öffentliche Bereich	Apto para uso moderado en pequeñas superficies (terrazas privadas) y altura del plot < 15cm / Suitable for moderate use on small surfaces (private terraces) and plot height < 15cm / Convient pour un usage modéré sur de petites surfaces (terrasses privées) et une hauteur de plots < 15cm / Geeignet für den moderaten Einsatz auf kleinen Flächen (private Terrassen) und Stelzenhöhe max. 15cm
Fuerza de rotura / Breaking Strength Force de Rupture / Bruchfestigkeit	ISO-10545-4	≥ 1300 N	≥ 10200 N
Módulo de rotura / Modulus of rupture Module de rupture / Bruchwiderstand	ISO-10545-4	≥ 35 N/mm <sup>2</sup>	≥ 38 N/mm <sup>2</sup>

ENSAYO / TEST	NORMA ENSAYO / REGULATION OF TEST	ISO 13006 UNE-EN 14411	ROCERSA VALORES / VALUES
Longitud y anchura / Length and width Longuer et largeur / Länge und Breite	UNE-EN ISO 10545-2	Desviación respecto del valor medio ± 0,5%	Desviación respecto del valor medio ± 0,3%
Espesor / Thickness / Epaisseur / Stärke		Desviación respecto medida de fabricación ± 10%	Desviación respecto medida de fabricación ± 10%
Rectitud de los lados / Straightness of the sides Rectitude des cotes / Geradlingkeit der Seiten		Desviación respecto medida de fabricación ± 0,3%	Desviación respecto medida de fabricación ± 0,2%
Ortogonalidad / Rectangularity Orthogonalite / Rechtwinkligkeit		Desviación respecto medida de fabricación ± 0,5%	Desviación respecto medida de fabricación ± 0,4%
Planitud de la superficie / Surface Flatness Planeite de la Surface / Ebenflächigkeit	UNE-EN ISO 10545-3	Desviación respecto medida de fabricación ± 0,5%	Desviación respecto medida de fabricación ± 0,3%
Absorción de agua / Water Absortion Absorption d'eau / Wasseraufnahme		Valor medio E ≤ 10%	Valor E ≤ 10%
Fuerza de rotura / Breaking Strength Force de Rupture / Bruchkraft	UNE-EN ISO 10545-4	Mínimo valor 600 N SLIM 6mm Min 200 N	Valor 800 N SLIM 6mm Min 400 N
Resistencia a la flexión / Bending Strength Résistance à la flexion / Biegefestigkeit		Mínimo valor ≥ 12 N/mm <sup>2</sup>	Valor ≥ 15 N/mm <sup>2</sup>
Resistencia al Choque Térmico / Thermal Shock Resistance / Résistance au choc Thermique / Wärmeschockbeständigkeit	UNE-EN ISO 10545-9	Método Disponible / Available Method Méthode disponible / Verfügbare Methode	Cumple la norma / Complies with the standards Répond à la norme / Erfüllt den Standard
Resistencia al cuarteo / Cracking Resistance / Resistance de l'email au craquelement / Wiederstandsfähigkeit gegen	UNE-EN ISO 10545-11	Exigido / Demanded Obligatoire / Erforderlich	Cumple la norma / Complies with the standards Répond à la norme / Erfüllt den Standard
Resistencia a los ácidos y bases / Resistance to acids and bases / Résistance aux acides et aux bases / Beständigkeit gegen Säuren und Basen	UNE-EN ISO 10545-13	Método Disponible / Available Method Méthode disponible / Verfügbare Methode	Según modelo / According to model Selon le modèle / Nach Modell
Productos de limpieza / Household Cleaners Produits d'entretien domestique / Beständigkeit gegen Haushaltsreiniger		GB Min.	Según modelo / According to model Selon le modèle / Nach Modell

## ES NORMAS DE LIMPIEZA Y MANTENIMIENTO

Limpieza final de obra: Después de la colocación es fundamental realizar una buena limpieza con el fin de eliminar residuos de junta y en general suciedad de la obra. Para esta operación recomendamos el empleo de un detergente de acción ligeramente ácida que no despidamos humos tóxicos y respete las juntas, el material y el usuario, como FILADETERDEK. En el caso de material colocado con junta epoxi o en base resina, se aconseja realizar la limpieza final de obra con un limpiador específico de residuos epoxidicos, como FILACRIO.

Mantenimiento: Para un buen mantenimiento del pavimento se aconseja el empleo de un detergente neutro con alto poder limpiador como FILACLEANER. En los casos de suciedad intensa e incrustada acumulada en el tiempo, se aconseja consultar el esquema a continuación para encontrar el producto Fila ideal para cada situación.

## FR INDICATIONS DE NETTOYAGE

Nettoyage de fin de chantier: Après la pose est important nettoyer correctement pour éliminer les résidues des joints et en general la saleté de après chantier. Pour bien effectuer cette operation nous conseillons l'utilisation d' un detergent legement acide qui n'exhale pas des fumées toxiques et qui respecte les joints, le matériel comme le FILADETERDEK. Dans le cas de matériel posé avec joint époxyde ou résineux, nous conseillons réaliser la propreté fin de chantier avec le détergent FILACRIO.

Entretien ordinaire: Pour un entretien du sol nous vous conseillons l'utilisation de un detergent neutre avec un pouvoir de nettoyage élevé comme le FILACLEANER. Dans le cas de saleté intense et incrusté dans le temps, nous conseillons de consulter le suivant schéma pour la rencontrer solution idéale.

## UK CLEANING AND MAINTENANCE

Cleaning after laying: We suggest a good initial cleaning after the laying on the floor or wall, this is very important for removing residual grouting and the normal dirt coming from the building works. We suggest the use of our product FILADETERDEK, that is a lightly acid product that doesn't emit fumes that are harmful for the user and that can attacks joints. In case of material layed with epoxy or resinous grouting, we recommend to clean after laying with our specific detergent FILACRIO.

Regular maintenance: For a good cleaning of the floor we suggest the use of our product FILACLEANER it's a natural detergent with a high cleaning power. In case of strong dirty and encrusted by the time, we recommend to consult the following scheme to find the perfect solution to every situation.

## DE REINIGUNGS - UND UNTERHALTUNGSVORSCHRIFTEN

Erstreinigung: Wir empfehlen eine Erstreinigung nach der Fliesenverlegung, die sehr wichtig um Zementrückstände, Kleber und Schmutz verschiedener Art zu entfernen ist. Wir empfehlen unseres Produkt DETERDEK, ein leicht säurigehaltetes Produkt, das keine schädliche Dämpfe für den Anwender und die Umwelt gibt und wirkungsvoll auf Mörtel ist. Wenn Sie mit epoxiden oder harzigen Fuge installierte Material haben, wir raten Ihnen, nach der Verlegung mit unserem spezifischen Produkt FILACRIO zu reinigen.

Unterhaltspflege: Für eine normale Flächenreinigung, empfehlen wir unseres Produkt FILACLEANER, das Universalsreiniger. Wenn Sie starke und wegen der Zeit verkrustete Schmutz haben, wir raten Ihnen, in dem folgenden Schema nachzuschlagen, um die ideale Lösung für jede Situation zu finden.

## TIPO DE SUCIEDAD INCRUSTADA

TYPE OF DIRTY  
TYPE DE SALETÉ  
ART VON SCHMUTZ

## PRODUCTO A UTILIZAR

PRODUCT TO USE  
PRODUIT À UTILISER  
DAS RICHTIGE PRODUKT

## RESIDUOS DE CEMENTO DE COLOCACIÓN, RESIDUOS CALCÁREOS, RAYAS METALES, DEPÓSITOS DE ÓXIDOS

ZEMENT, KALKSTEIN, METAL TRACER, RUST  
CIMENT, CALCAIRE DE L'EAU, OXIDES, SALETÉ METALLIQUE  
ZEMENT, KALKSTEIN, METALLSPÜREN, ROST

DETERDEK

## RESIDUOS DE JUNTA EPOXI, VITRIFICADA, RESINOSA

RESIDUALS, STAINS AND HALOS OF EPOXI JOINTS  
RÉSIDUS, TACHES ET AURÉOLES DE MORTIER DE JOINTOIMENT ÉPOXY  
RÜCKSTANDE, FLECKEN UND RÄNDERN VON EPOXIDMÖRTEL

FILACRIO

## SUCIEDAD ORGÁNICA LIGERA (LIMPIEZA DIARIA)

LIGHT ORGANIC DIRT (DAILY CLEANING)  
SALETÉ ORGANIQUE LÉGÈRE (NETTOYAGE QUOTIDIEN)  
LEICHTER ORGANISCHER SCHMUTZ (TÄGLICHE REINIGUNG)

CLEANER PRO

## BEBIDAS, COMIDAS, GRASAS, ACEITES, GOMA, TINTES, ROTULADOR, GOTAS PINTURA PLÁSTICA

GREASY, DRINKS, FOOD, TIRE MARKS, COLOURS, MARKER, ETC.  
GRAISSE, BOISSONS, NOURRITURE, CHEWINGUM, STYLO, TEINTURES  
FETT, GETRÄNKE, ESSEN, REIFENSPÜREN, FARBEN, ETC.

FILAPS87

## PINTADAS DE GRAFITIS, SPRAY ACRÍLICOS, ALQUÍDICOS Y NITRO SINTÉTICOS

GRAFFITIS  
VERNIS POUR LE GRAFFITIS  
GRAFFITI

FILAOPAINT

## CERA DE VELAS, RESINAS ARBOLES, RESIDUOS CINTA ADHESIVA, ALQUITRÁN

WAX CANDEL, BITUMEN, ADHESIVE TAPE RESIDUES  
CIRES DE CHANDELLE,  
RÉSINE DES ARBRES, RÉSIDUES DE SCOTCH  
WACHSE, BITUMEN, KLEBER

FILASOLV





## ES TIPO DE COLOCACIÓN

### EN SECO

Según el material que se va instalar y su espesor, en este caso los modelos de la familia OUTDOOR20 se pueden colocar en seco, sin necesidad de mortero ni adhesivos, sobre los siguientes elementos:

- Plots
- Gravilla
- Césped
- Arena

### TRADICIONAL

Este tipo de colocación es una técnica adhesiva para pavimentación con tránsito de vehículos, lugares comerciales e industriales, rampas de acceso a garajes, etc.

Las ventajas de este tipo de colocación son las siguientes:

- Soporta las tensiones de alto tránsito.
- No absorbe manchas; se limpia fácilmente, incluso con una manguera a presión.

### FACHADAS

El porcelánico es un material idóneo para instalar en fachadas debido a su baja absorción de agua. Estos son los tipos de sistema de fachadas con los que se puede instalar:

- Grapa vista.
- Grapa oculta.
- Anclaje encapsulado.
- Anclaje químico.

Las ventajas de este tipo de colocación son las siguientes:

- Aislamiento acústico.
- Aislamiento energético.
- Impermeabilidad.

## FR TYPE DE POSE

### À SEC

Sen fonction du matériau à poser et de son épaisseur, dans ce cas les modèles de la famille OUTDOOR20, on peut faire une pose à sec sur les éléments suivants, sans avoir à utiliser de mortiers ou de colles:

- Plots.
- Gravier.
- Pelouse.
- Sable.

### TRADITIONNELLE

Pour ce type de pose, on utilise du ciment conçu spécialement pour la céramique. Une fois posés, les carreaux sont entièrement fixés et il n'est pas possible de les déplacer.

Voici les avantages de ce type de pose :

- Supporte un passage intensif (piétons).
- Permet le jointoiement du revêtement de sol ou de mur.

### FAÇADES

Grâce à une faible absorption d'eau, le grès cérame est un matériau idéal pour les façades. Les systèmes d'installation des façades sont les suivantes :

- Agrafe apparente.
- Agrafe invisible.
- Ancrage encapsulé.
- Ancrage chimique.

Voici les avantages de ce type de pose :

- Isolation acoustique.
- Isolation thermique.
- Imperméabilité.



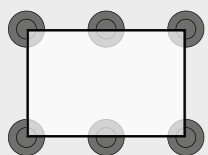
## ES PLOTS

Los plots son piezas para una colocación de materiales rápida, ecológica y de alto nivel estético. La instalación con plots no requiere de mortero, colas o adhesivos y el espacio es inmediatamente transitable y fácilmente removible.

## FR PLOTS

Les plots sont des pièces permettant une installation rapide, écologique et esthétique des matériaux. L'installation avec des plots ne nécessite pas de mortier, de colle ou d'adhésifs et l'espace est immédiatement praticable et facilement démontable.

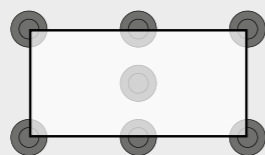
## FORMATOS DISPONIBLES | AVAILABLE FORMATS | FORMATS DISPONIBLES | VERFÜGBARE FORMATE



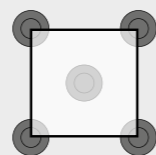
**60x90cm RC**  
± 3,7 PLOTS / m<sup>2</sup>



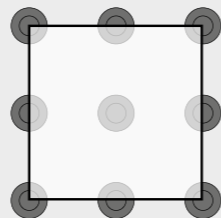
**29,5x120cm RC**  
± 5,6 PLOTS / m<sup>2</sup>



**60x120cm RC**  
± 4,2 PLOTS / m<sup>2</sup>



**60x60cm RC**  
± 5,4 PLOTS / m<sup>2</sup>



**100x100cm RC**  
± 4 PLOTS / m<sup>2</sup>

## UK TYPE OF FIXING

### DRY

Depending on the material to be installed and its thickness, in this case models from the OUTDOOR20 family, they can be installed dry, without any need for cement or adhesive, on the following substrates:

- Raised floors.
- Gravel.
- Grass.
- Sand.

### TRADITIONAL

For this type of installation special ceramic cements are used which leave the tiles permanently fixed and immovable.

The advantages of this type of fixing are:

- Highly traversable (pedestrians).
- Can be grouted.

### FAÇADES

Porcelain is the ideal material for façades due to its low water absorption. Following are the types of suitable systems for tiling façades:

- Exposed clips.
- Concealed clips.
- Encapsulated anchor.
- Chemical anchor.

The advantages of this type of fixing are:

- Acoustic insulation.
- Thermal insulation.
- Impermeability.

## DE VERLEGUNGSTYP

### TROCKEN

Je nach dem Material und seiner Dicke, in diesem Fall die Modelle der Familie OUTDOOR20, können diese ohne Mörtel oder Kleber auf folgenden Elementen trocken verlegt werden:

- Plots.
- Kies.
- Gras.
- Sand.

### TRADITIONELL

Mit dieser Verlegung werden spezielle Kleber für Keramik benutzt, wobei das Material vollkommen befestigt wird und die Stücke nicht mehr bewegt werden können.

Die Vorteile dieser Verlegung sind:

- Sie hält gut einer häufigen Begehung stand (durch Personen).
- Der Belag oder die Verkleidung können verfugt werden.

### FASSADEN

Das Feinsteinzeug ist ein ideales Material, um es an Fassaden zu verlegen, da es wenig Wasser aufnimmt. Diese sind die Fassadensysteme, auf die es verlegt werden kann:

- Sichtbare Klammern.
- Unsichtbare Klammern.
- Verdeckte Verankerung.
- Chemische Verankerung.

Die Vorteile dieser Verlegung sind:

- Schalldämmung.
- Energetische Dämmung.
- Wasserundurchlässigkeit.

## ES COLOCACIÓN

### ELECCIÓN DE HERRAMIENTAS

Resulta de gran importancia la correcta elección de las herramientas y útiles que nos ayudarán a llevar a cabo la colocación de nuestro material.


· Aplicador de mortero	· Marcador, soporte y plantilla
· Caja de herramientas	· Maza y aplanador
· Cortafrios y cincel	· Nivel
· Crucetas, "T" y cuñas	· Paleta
· Escuadra	· Plomada
· Espátula	· Rascador
· Flexómetro	· Maceta y martillo
· Llana, peine y talocha	· Tenazas
· Mesa de trabajo	· Ventosa

### DISPOSICIÓN DE LAS PIEZAS

Antes de empezar a colocar cualquier pieza, hay que decidir la orientación y disposición del modelo a instalar. Presentamos algunos de los ejemplos más comunes.


### TRADICIONAL

TRADITIONAL  
TRADITIONNELLE  
TRADITIONELL



### A CARTABÓN

DIAGONAL  
DIAGONALE  
MIT WINKELMASS



## UK FIXING

### CHOOSING TOOLS

Selecting the correct tools with which we are to work is of great importance.


· Trowel	· Marker, support and template
· Toolbox	· Mallet and float
· Cold chisel	· Spirit level
· Spacers and wedges	· Grouting trowel
· Set square	· Plumb line
· Spatula	· Scraper
· Measuring tape	· Mace and hammer
· Toothed trowel, comb and leveller	· Pincers
· Workbench	· Suction cup

### TYPE OF INSTALLATION

Before starting to fix the tiles, the orientation and layout must be decided. Here we list the more common styles.


### TRABADO 1/3 MAX

PATTERNED 1/3 MAX  
DÉCALÉE 1/3 MAX  
VERBUNDEN 1/3 MAX



### TRABADO DIAGONAL IRREGULAR

DIAGONAL IRREGULAR BRICK PATTERN  
POSE EN BANDE  
VERLEGUNG MIT REGELMÄßIGEM VERBAND



## FR POSE

### CHOIX DE L'OUTILLAGE

Il est extrêmement important de bien choisir le matériel et l'outillage nécessaires à la pose du matériau.


· Applicateur de mortier	· Marqueur, support et gabarit
· Boîte à outils	· Maillet et batte de carreleur
· Ciseaux à froid et burin	· Niveau
· Croisillons, profilés en T et cales	· Truelle
· Équerre	· Fil à plomb
· Spatule	· Racléur
· Mètre ruban	· Massette et marteau
· Talocha crantée, peigne et talocha	· Tenailles
· Table de travail	· Ventouse

### DISPOSITION DES CARREAUX

Avant de commencer à poser les carreaux, il faut avant tout opter pour une orientation et une disposition du modèle à poser. Voici les exemples les plus courants.


### COLOCACIÓN VERTICAL

VERTICAL INSTALLATION  
POSE À LA VERTICALE  
VERTIKALE VERLEGUNG



### COLOCACIÓN ESPIGA SIMPLE

HERRINGBONE PATTERN  
POSE EN CHEVRONS  
EINFACHES FISCHGRÄTMUSTER



## DE VERLEGUNG

### AUSWAHL DER WERKZEUGE

Es ist besonders wichtig, die richtigen Werkzeuge und Hilfsmittel auszusuchen, um das Material zu verlegen.


· Mörtelanwender	· Stift, Unterlage und Schablone
· Werkzeugkoffer	· Stößel und Planierer
· Beizeisen und Meißel	· Wasserwaage
· Kreuzköpfe, "T" und Keile	· Kelle
· Reißschmiege	· Senkblei
· Spachtel	· Schaber
· Rollmaßband	· Fäustel und Hammer
· Gezahnte Kelle, Kelle und Reibebrett	· Zangen
· Arbeitsbank	· Saugnapf

### ANORDNUNG DER STÜCKE

Bevor die Stücke verlegt werden, muss die Orientierung und die Anordnung des Modells ausgesucht werden. Wir stellen die häufigsten Beispiele vor.

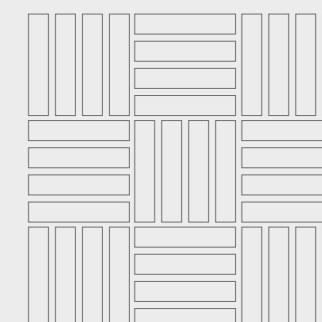
### COLOCACIÓN ESPIGA DOBLE

DOUBLE HERRINGBONE PATTERN  
POSE EN CHEVRONS DOUBLES  
DOPPELTES FISCHGRÄTMUSTER



### COLOCACIÓN DAMERO

MOSAIC PATTERN  
POSE EN DAMIERS  
VERLEGUNG IN TAFELMUSTER





# Política general de ventas

## General sale terms

### ES CONDICIONES GENERALES DE VENTA

- 1- Los pedidos recibidos a través de nuestros representantes de ventas sólo son válidos tras nuestra aceptación por escrito.
- 2- La mercancía viaja por cuenta y riesgo del comprador.
- 3- Los colores de catálogo e ilustraciones son puramente orientativas de la gama.
- 4- Nuestros materiales están sujetos a tonalidad y a las tolerancias que establece la norma de la UE.
- 5- No se responde de las reclamaciones sobre material ya colocado.
- 6- Nuestras garantías obedecen sólo a la reposición de material sin colocar.
- 7- Nos reservamos la facultad de cambiar nuestros precios con un preaviso.
- 8- Los pagos se efectuarán directamente a ROIG CERÁMICA, S.A.(ROCERSA), excepto en los casos en que deleguemos por escrito a personas autorizadas.
- 9- El retraso en 10 días a la fecha de cobro será sancionado como insolvencia. En tal caso será de nuestra facultad suspender los pedidos pendientes y por ello pedir judicialmente el pago de lo debido. Todos los gastos ocasionados por la demora, serán por cuenta del deudor.
- 10- Sobre la mercancía que ocupará cada factura, ROCERSA se reserva el derecho de dominio hasta no haya sido cobrado el importe de la misma incluso sobre las transacciones a terceros.
- 11- La mercancía deberá ser retirada de nuestras instalaciones en el plazo máximo de 7 días naturales desde el momento en que ROCERSA informe de la puesta a disposición de la mercancía. En caso de no ser retirada en dicho plazo, ROCERSA emitirá la factura por la totalidad de los productos puestos a disposición.

Asimismo, ROCERSA será indemnizada por cada día de retraso en la retirada de la mercancía por importe de 0,1€/ día/palet, impuestos no incluidos. La emisión de dicha factura se realizará de forma semanal, debiendo ser abonada en el plazo máximo de 7 días naturales.

En caso de anulación del pedido, una vez fabricado el mismo, ROCERSA emitirá una factura en concepto de penalización por importe del 30% del total de la mercancía anulada, que deberá ser abonada en el plazo máximo de 7 días naturales.

12- En caso de litigio ambas partes se someterán a los Juzgados y Tribunales de Castellón (España). ENTREGA: Todas las mercancías se consideran como recibidas y aceptadas en fábrica. Se expedirán por orden, cuenta y riesgo del comprador. Las faltas de peso o rotura deben reclamarse a las compañías de transportes, únicas responsables.

13- La responsabilidad de ROCERSA no podrá ser cuestionada en caso de que se produzca un caso de fuerza mayor que le impida cumplir con las obligaciones derivadas de su relación. Constituye un caso de fuerza mayor cualquier acontecimiento ajeno a su voluntad que no pueda ser razonablemente previsto y cuyos efectos no puedan ser evitados con medidas adecuadas. Sin que esta lista sea exhaustiva, se considerarán casos de fuerza mayor el terrorismo, la guerra, los disturbios y la revolución, el sabotaje, la requisita, la confiscación, el embargo y la expropiación, la epidemia, la pandemia, los grandes acontecimientos climáticos, las catástrofes naturales como la tormenta violenta, el terremoto, la explosión, el incendio, escasez de combustible, boicot, huelga y, en particular, huelga de transportes de cualquier tipo, actos de autoridad, arbitrarios o no, aumento del coste de los suministros o de los costes energéticos que hagan inviable o no rentable la producción, y la existencia de un plan de regulación de empleo (ERE), incluso temporal (ERTE).

En caso de producirse un caso de fuerza mayor, ROCERSA, a la mayor brevedad posible desde que se produzca el evento, notificará la ocurrencia del mismo. El cumplimiento de las obligaciones afectadas por el caso de fuerza mayor quedarán entonces suspendidas mientras dure dicho caso de fuerza mayor, y su obligación de entrega de los productos solicitados quedará suspendida, reducida o anulada mientras dure el caso de fuerza mayor, a partir del día en que se invocó la fuerza mayor.

### UK GENERAL SALE TERMS

- 1- Orders received through our sales representatives are only valid after our written acceptance.
- 2- The merchandise is sent at buyer's risk and account.
- 3- The color and images of the series shown in the catalogue are purely indicative.
- 4- Our products are subject to shade and caliber variation, as well as tolerances as per the European norm in force.
- 5- We will not be held responsible for any items once these have been laid out.
- 6- Our guarantee applies only for tiles that are not installed.
- 7- We reserve the rights to change prices with a previous notice.
- 8- Payment are strictly made to ROIG CERÁMICA, S.A.(ROCERSA), except in those cases when we delegate in writing to be effected to an authorized person.
- 9- Any overdue payments for 10 days will be considered as insolvency, and in such a situation we reserve the rights to put any pending orders on hold, and take legal action if considered convenient, and all expenses incurred will be at debtor's account.
- 10- The goods listed on every invoice remain property of ROCERSA, until these have been cleared in full, this applies to any transactions made with agents or third parties too.
- 11- The merchandise must be removed from our facilities within a maximum period of 7 calendar days from the time ROCERSA informs you that the merchandise has been made available. If the merchandise is not collected within this period, ROCERSA will issue an invoice for all the products made available.

Likewise, ROCERSA shall be compensated for each day of delay in the withdrawal of the merchandise in the amount of €0.1/day/pallet, taxes not included. This invoice will be issued on a weekly basis and must be paid within a maximum period of 7 calendar days.

In the event of cancellation of the order, once it has been manufactured, ROCERSA will issue an invoice for a penalty of 30% of the total amount of the cancelled goods, which must be paid within a maximum period of 7 calendar days.

In case of litigation this will be submitted through the court of justice in Castellón. All the goods will be considered as accepted & received by the customer once these leave the factory, and these will be sent by order of the customer and at his own account and risk any breakage or missing items are to be claimed to the transport company carriers are responsible for breakage and / or underweight / overweight

The liability of ROCERSA may not be called into question in the event of the occurrence of a case of force majeure preventing it from performing its obligations under its relationship. Any event beyond its control which could not reasonably be foreseen and whose effects cannot be avoided by appropriate measures constitutes a case of force majeure. Without this list being exhaustive, the following events shall be considered as force majeure: terrorism, war, riot and revolution, sabotage, requisition, confiscation, embargo and expropriation, epidemic, pandemic, major climatic events, natural disaster such as violent storm, earthquake, explosion, fire, fuel shortage, boycott, strike and in particular transport strike of any kind, acts of authority, whether arbitrary or not, increases in supplies or energy costs that make production impractical or unprofitable, and the existence of employment regulation plan (ERE), even temporary (ERTE).

In the event of the occurrence of a case of force majeure, ROCERSA, as soon as possible after the occurrence of the event, would notify of the occurrence of the force majeure event. The performance of the obligations affected by the force majeure event shall then be suspended for the duration of the said force majeure event, and its obligation to deliver the ordered products shall be suspended, reduced or cancelled for the duration of the force majeure, starting from the day on which it invoked the force majeure.

### FR CONDITIONS GENERALES DE VENTE

- 1- Les commandes reçues via nos représentants commerciaux ne seront valides qu'après notre accord par écrit.
- 2- La marchandise voyage aux risques et périls de l'acheteur.
- 3- Les couleurs de nos catalogues et illustrations sont uniquement une orientation de notre gamme.
- 4- Nos produits s'adaptent aux tonalités et tolérances selon la norme européenne en vigueur.
- 5- Nous n'acceptons aucune réclamation de nos produits après la pose.
- 6- Nos garanties se limitent au remplacement du matériel non posé.
- 7- Nous nous réservons le droit de modifier nos prix et tarifs avec un préavis de 30 jours.
- 8- Les paiements s'effectueront directement à ROIG CERÁMICA, S.A.(ROCERSA), sauf quand la Société donne l'autorisation par écrit à une tierce personne.
- 9- Un retard de règlement supérieur à 10 jours à la date d'échéance sera considéré, sauf preuve du contraire, comme un manque de solvabilité du client. Les commandes en cours pourront être paralysées ou annulées. Le règlement pourra être réclamé par VOIE JUDICIAIRE. Tous les frais occasionnés par retard seront imputés au client.
- 10- ROCERSA se réserve le droit de propriété des marchandises, jusqu'au règlement complet des factures même en cas de transactions par à un tiers.
- 11- Les biens doivent être retirés de nos installations dans un délai maximum de 7 jours calendaires à compter du moment où ROCERSA vous informe que les biens ont été mis à disposition. Si les marchandises ne sont pas retirées dans ce délai, ROCERSA émettra une facture pour l'ensemble des produits mis à disposition.

De même, ROCERSA sera indemnisée pour chaque jour de retard dans le retrait des marchandises à hauteur de 0,1 €/jour/palette, hors taxes. Cette facture sera émise sur une base hebdomadaire et devra être payée dans un délai maximum de 7 jours civils.

En cas d'annulation de la commande, une fois celle-ci fabriquée, ROCERSA émettra une facture pour une pénalité de 30% du montant total de la marchandise annulée, qui devra être payée dans un délai maximum de 7 jours calendaires.

12- En cas de litige, seul le Tribunal de Castellón (Espagne) sera compétent. LIVRAISON: Toutes les marchandises sont considérées comme reçues et acceptées départ usine. Elles sont expédiées sur ordre, aux frais et aux risques de l'acheteur. Tout manque ou casse doit être réclamé aux entreprises de transport qui sont seules responsables.

13- La responsabilité de ROCERSA ne peut être mise en cause en cas de force majeure empêchant de remplir ses obligations dérivant de sa relation. Un cas de force majeure est défini comme tout événement indépendant de sa volonté, qui ne peut être raisonnablement prévu et dont les effets ne peuvent être évités par des mesures appropriées. Sans que cette liste ne soit exhaustive, le cas de force majeure comprend le terrorisme, la guerre, l'émeute et la révolution, le sabotage, la requisition, la confiscation, la saisie et l'expropriation, l'épidémie, la pandémie, les événements climatiques majeurs, les catastrophes naturelles telles que les tempêtes violentes, tremblements de terre, explosion, incendie, pénurie de carburant, boycott, grève et notamment grève des transports de toute nature, actes d'autorité, arbitraires ou non, augmentation du coût d'approvisionnement ou du coût de l'énergie rendant la production non viable ou non rentable, l'existence d'un plan de régulation de l'emploi (ERE), même temporaire (ERTE).

Dans le cas d'un cas de force majeure, ROCERSA notifiera l'événement dans les meilleurs délais après sa déclaration. L'exécution des obligations affectées par l'événement de force majeure sera alors suspendue pour la durée de l'événement de force majeure, et son obligation de livrer les produits commandés sera suspendue, réduite ou annulée pour la durée de l'événement de force majeure, à compter du jour où l'événement de force majeure a été déclaré.

### DE VERKAUFSBEDINGUNGEN

- 1- Bestellungen, die über unsere Handelsvertreter eingehen, sind erst nach unserer schriftlichen Annahme gültig.
- 2- Die Waren werden auf eigene Gefahr des Käufers verfrachtet.
- 3- Die Farben in unseren Prospekten und Kataloge dienen nur zur Orientierung.
- 4- Unser Material entspricht in Brand und Toleranz der aktuellen europäischen norm.
- 5- Reklamationen nach Verlegen des Materials werden nicht akzeptiert.
- 6- Unseren Garantien beziehen sich nur auf den Ersatzlieferungen von Material, das noch nicht verlegt wurde.
- 7- Wir behalten uns das Recht vor, unsere Preise mit einer Vorfrist zu ändern.
- 8- Die Rechnungen werden direkt an ROIG CERÁMICA, S.A.(ROCERSA), bezahlt oder an einem Dritten, wenn wir es schriftlich geäußert haben.
- 9- Eine Verspätung in der Zahlung von mehr als 10 Tagen, wird als eine Zahlungsunfähigkeit Seitens des Kunden betrachtet. In diesem Fall werden laufenden Bestellungen storniert und der Gesamtbetrag gesetzlich eingetrieben. Der Kunde wird mit den dadurch entstandenen Kosten belastet
- 10- Bis zur vollständigen Bezahlung der Rechnung reserviert sich ROCERSA das vollständige Eigentumsrecht des Materials vor, dies auch bei Verhandlungen mit Dritten Personen.
- 11- Die Waren müssen innerhalb einer Frist von höchstens 7 Kalendertagen ab dem Zeitpunkt, an dem ROCERSA Ihnen mitteilt, dass die Waren zur Verfügung gestellt wurden, aus unseren Einrichtungen entfernt werden. Wird die Ware nicht innerhalb dieser Frist zurückgenommen, stellt ROCERSA eine Rechnung für alle bereitgestellten Produkte aus.

Ebenso wird ROCERSA für jeden Tag der Verspätung bei der Abholung der Ware eine Entschädigung in Höhe von 0,1 €/Tag/Palette, ohne Steuern, gezahlt. Diese Rechnung wird wöchentlich ausgestellt und muss innerhalb von maximal 7 Kalendertagen bezahlt werden.

Im Falle einer Stornierung der Bestellung nach deren Herstellung stellt ROCERSA eine Rechnung über eine Vertragsstrafe in Höhe von 30% des Gesamtbetrags der stornierten Ware aus, die innerhalb einer Frist von höchstens 7 Kalendertagen zu zahlen ist.

12- Im Streitfall ist für beide Parteien der Gerichtshof in Castellón (Spanien) zuständig. ANLIEFERUNG: Die Waren werden im Werk übernommen und auf Risiko des Käufers verfrachtet. Fehlende Waren oder Schäden des Materials müssen direkt an den Spediteur reklamiert werden, da diese die einzigen Verantwortlichen sind.

13- Die Haftung von ROCERSA kann nicht in Frage gestellt werden, wenn ROCERSA durch höhere Gewalt daran gehindert wird, seinen Verpflichtungen aus der Geschäftsbeziehung nachzukommen. Ein Fall von höherer Gewalt ist jedes Ereignis, das sich seiner Kontrolle entzieht, das vernünftigerweise nicht vorhersehbar ist und dessen Auswirkungen durch geeignete Maßnahmen nicht vermieden werden können. Ohne dass die folgende Aufzählung Anspruch auf Vollständigkeit erhebt, gelten als höhere Gewalt Terrorismus, Krieg, Aufruhr und Revolution, Sabotage, Requisition, Beschlagnahme, Pfändung und Enteignung, Epidemien, Pandemien, klimatische Großereignisse, Naturkatastrophen wie heftige Stürme, Erdbeben, Explosionen, Brand, Brennstoffmangel, Boykott, Streik und insbesondere Transportstreiks jeglicher Art, willkürliche oder nicht willkürliche Handlungen der Behörden, Anstieg der Beschaffungskosten oder der Energiekosten, die die Produktion undurchführbar oder unrentabel machen, sowie das Vorhandensein eines Beschäftigungsregulierungsplans (ERE), auch vorübergehend (ERTE).

Im Falle höherer Gewalt wird ROCERSA den Eintritt des Ereignisses so schnell wie möglich nach dessen Eintreten mitteilen. Die Erfüllung der von dem Ereignis höherer Gewalt betroffenen Verpflichtungen wird dann für die Dauer des Ereignisses höherer Gewalt ausgesetzt, und seine Verpflichtung zur Lieferung der bestellten Produkte wird für die Dauer des Ereignisses höherer Gewalt ab dem Tag, an dem das Ereignis höherer Gewalt geltend gemacht wurde, ausgesetzt, verringert oder aufgehoben.







# ROCERSA



Camino Foyes Ferraes, 15.  
12110 L'Alcora, Castellón (España)  
T\_(+34) 964 386 060 - Fx\_(+34) 964 386 397

[rocersa@rocersa.es](mailto:rocersa@rocersa.es) - [rocersa.com](http://rocersa.com)



ROCERSA  
G R O U P



ROCERSA

Càmlia Foyes Ferraz, 15  
37110 L'Altoya, Castellón (España)  
T. (+34) 964 386 080 - Fx. (+34) 964 386 237

rocersa@rocersa.es - rocersa.com



ROCERSA  
1999